

**CLEARWATER  
COUNTY**

**2025**

**COMMUNITY  
PROFILE**



**V 1.0**

**Revised August 2025**

**© 2025 Clearwater County**

---

Information in this document is subject to change without notice. Although all data is believed to be the most accurate and up-to-date, the reader is advised to verify all data before making any decisions based upon the information contained in this document.

**For further information, please contact:**

**Economic Development Department**

Clearwater County

4340 - 47 Avenue, Box 550

Rocky Mountain House, Alberta, T4T 1A4

**P:** 403.845.4444

[ecdev@clearwatercounty.ca](mailto:ecdev@clearwatercounty.ca)

---

**Photography supplied by:**

Clearwater County



Completed with the support of the Central Alberta Economic Partnership (CAEP).



# How to use This Document

Like many municipalities in Canada and around the world, Alberta's economy continues to evolve in the post-pandemic context. Recognizing new challenges and opportunities, Clearwater County has made a diversified and prosperous economy a key strategic priority. To track progress, information on the health of the local economy should be readily available to residents, the business community, and other economic development partners.

This community profile has been created to provide easy access to data in a centralized location, and includes key indicators for the County's labour force, demographics, livability, and economic development. New data and metrics will be added over time.

Top economic indicators are presented as a series of infographic pages at the front of this document. A more detailed breakdown can be viewed at the top of each chapter, allowing users to dig deeper into the data. An About the Data section has been included to describe the sources of data used, and the importance of the metrics to the County's economy.



## Table of Contents

<b>Introduction</b>	<b>1</b>
<b>Demographics</b>	<b>5</b>
Population Size and Growth	6
Age Profile	7
Ethnicities and Languages	9
Level of Education	11
Major Fields of Study	12
Income	14
Mobility Characteristics	17
Housing Characteristics	18
<b>Labour Force</b>	<b>21</b>
Key Indicators	22
Labour Force by Occupation	23
Labour Force by Industry	25
Labour Force Commute	24
<b>Transportation and Logistics</b>	<b>26</b>
Climate	27
Highways	28
Rail Services	29
Airports	30
<b>Taxes and Utilities</b>	<b>31</b>
Local Property Tax Rates	32
Federal and Provincial Income Tax Rates	32
Water/Wastewater and Waste Management	35
Electricity and Natural Gas	38
Communication Infrastructure	41
<b>Building and Development</b>	<b>45</b>
Development Related Fees	46



# 2025 Community Profile



**CLEARWATER  
COUNTY**

clearwatercounty.ca | @ClearwaterCnty

Business Parks and Land Inventory	51
<b>Business Support Programs and Services</b>	<b>52</b>
National, Provincial and Municipal Support	53
Post-Secondary Education, Employment and Training	58
<b>Community Assets</b>	<b>61</b>
Social and Community Services	62
Education	67
Recreational Facilities	69
Events and Tourism	72
Local Institutions	73
<b>Appendix A – General Wages by Occupation</b>	<b>75</b>
<b>Appendix B – Provincial and Federal Incentives</b>	<b>83</b>
<b>About the Data</b>	<b>96</b>



## List of Tables and Figures

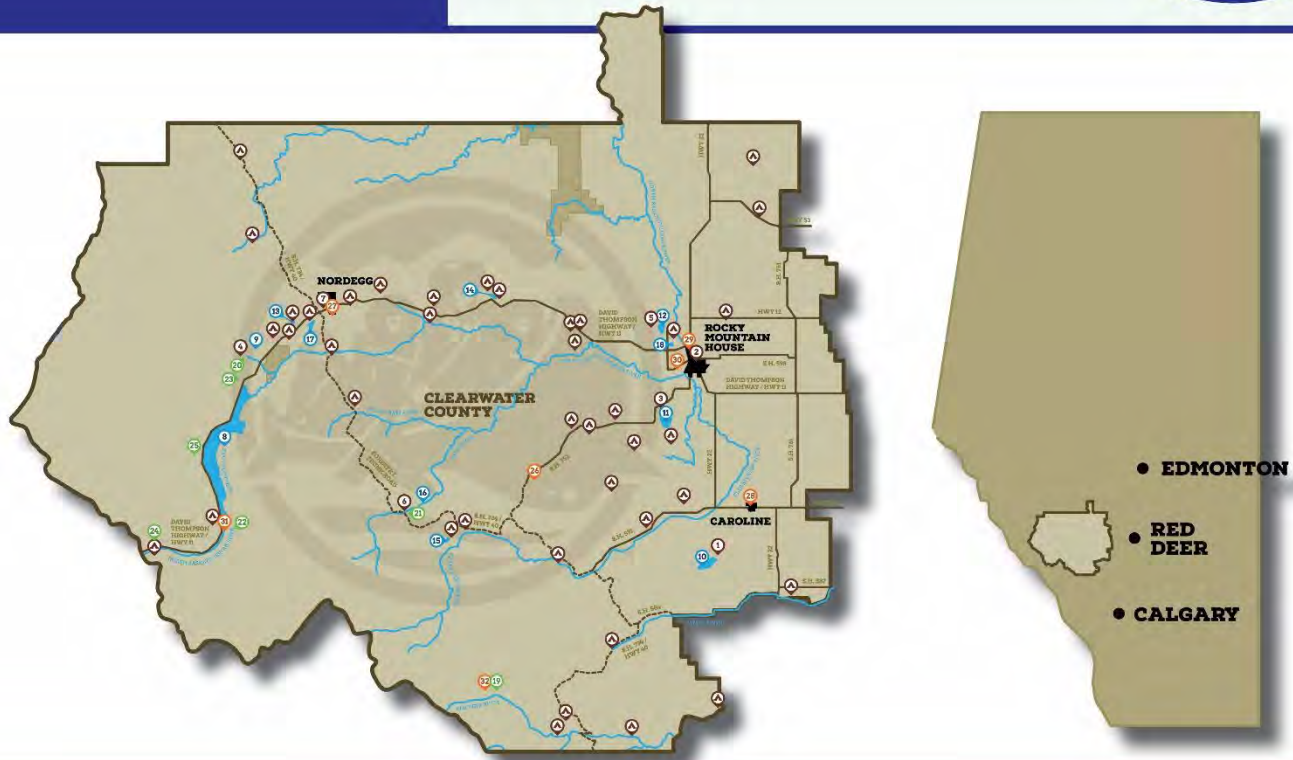
---

Table 1: Population Change, 2001 to 2021.	6
Table 2: Age Distribution by Gender, 2021	8
Table 3: Language Characteristics, 2025	9
Table 4: Language Characteristics, 2025	10
Table 5: Major Fields of Study, Clearwater County, 2025	13
Table 6: Total Individual Income Levels, 2024	14
Table 7: Household Income Levels, 2024	15
Table 8: Clearwater County Mobility Rates, 2025	17
Table 9: Dwelling Characteristics, 2025	18
Table 10: Dwelling Construction Totals by Period of Construction	20
Table 11: Labour Force Characteristics, 2025	22
Table 12: Labour Force by Occupation, 2025	24
Table 13: Labour Force by Industry, 2025	23
Table 14: Where the Clearwater County Resident Labour Force Works, 2021	24
Table 15: Place of Residence for Persons Working in Clearwater County, 2021	25
Table 16: Clearwater County Average Temperature (°C)	27
Table 17: Local Property Tax Rates, effective 2025	32
Table 18: Combined Corporate Taxes – General Corporation	32
Table 19: Corporate Taxes – Canadian Controlled	33
Table 20: Personal Income Tax, 2025	34
Table 21: Landfill and Tipping Fees	37
Table 22: Fortis Electrical Commercial Rates (Effective January 2025)	38
Table 23: Blue Mountain Electrical Fixed Rates (Effective 2025)	39
Table 24: Blue Mountain Electrical Wholesale Rates (Effective 2025)	39
Table 25: Natural Gas Distribution - Service Rates (Effective 2025)	40
Table 266: Communications Infrastructure	42
Table 27: Local Media	43
Table 28: Radio Stations	44

Table 29: Planning and Development Permit Fees, 2025	46
Table 30: National and Provincial Support Organizations	53
Table 31: Local/Regional Support Organizations	55
Table 32: Education, Employment and Training Centres	58
Table 33: Skills, Training and Workforce Development Agencies	60
Table 34: Social and Protective Services	62
Table 35: Recreation Facilities	69
Table 36: Financial Institutions Servicing Clearwater County	73
Table 37: Real Estate Offices Servicing Clearwater County	74
Table 38: General Wages (Banff-Jasper-Rocky Mountain House, Alberta) by Occupation	75
Table 39: Provincial Funding	83
Table 40: Capital Funding	84
Table 41: Commercialization Funding	85
Table 42: EDO-Community Infrastructure	86
Table 43: Clean-Tech, Energy and Environment	87
Table 44: Creative Industries	90
Table 45: Exports	92
Table 46: Human Resources and Training	92
Table 47: Innovation	94
Figure 1: Age Distribution Chart, 2025	7
Figure 2: Educational Attainment for Age Group 25-64, 2025	11
Figure 3: Major Fields of Study of Residents Ages 15 and Older, 2025	12
Figure 4: Employment Income Levels, 2024	16
Figure 5: Structure type by Occupied Dwelling, 2025	19
Figure 6: Labour Force by Occupation, 2025	23
Figure 7: Labour Force by Industry, 2025	25
Figure 8: Clearwater County Average Precipitation	27

# Community Snapshot

# 2025 Community Profile



Clearwater County is a municipal district in west central Alberta, Canada in Division No. 9. Its northwest boundary is the Brazeau River. The economy of the county is based on agriculture, oil and gas and forestry, with tourism increasing in importance in recent years.

Developers and businesses move to Clearwater County to take advantage of a growing rural-urban community which is located along the southeastern slopes of the Rockies.

Settlement history in Clearwater County extends back over 200 years and includes a long history of ingenuity and growth. Explorers and traders, such as David Thompson, had an entrepreneurial spirit that set the mould for this modern-day community. Although much has changed in the past century – with the addition of roads, buildings and industries - this area still retains its natural attractions and cultural treasures, offering opportunity to various industries and a wide-ranging community demographic. There are few regions in Canada as rich and diverse in natural beauty, resources, industry and culture as Clearwater County.

## Key Economic Drivers

**Mining, quarrying, and oil and gas extraction**

**Construction**

**Agriculture, forestry, fishing and hunting**

**Transportation, warehousing, & logistics**



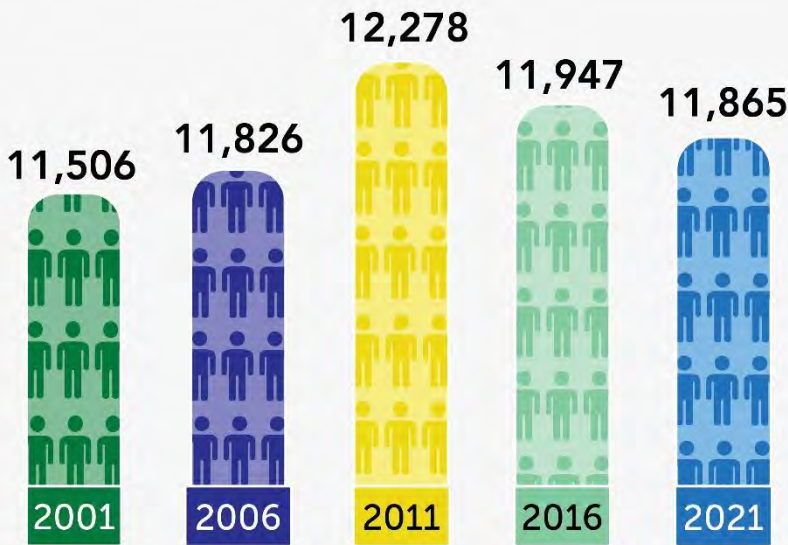
# 2025 Community Profile

## Demographic Snapshot

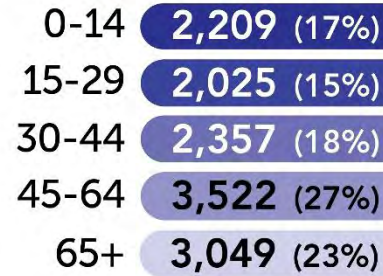


### Population Growth\*

\*Statistics Canada Census data.



### Age Breakdown



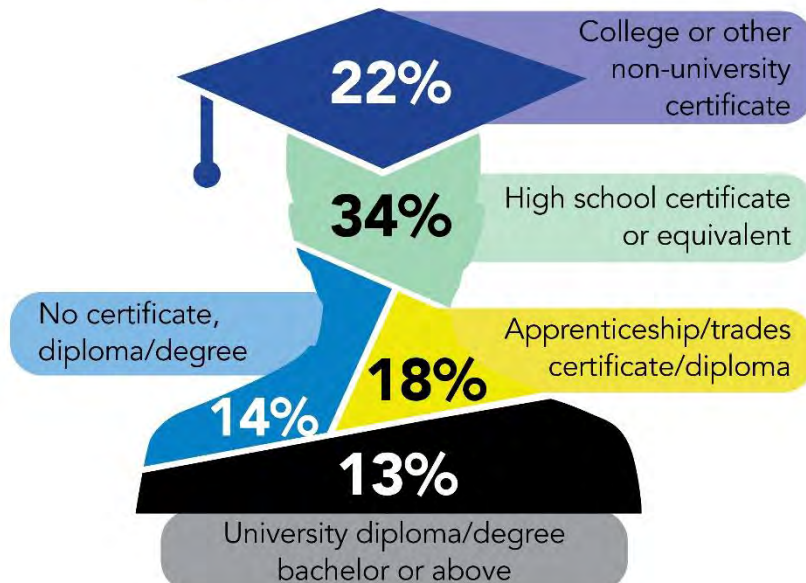
### MEDIAN AVERAGE

County Age	45	County Age	44
Alberta Age	38	Alberta Age	39

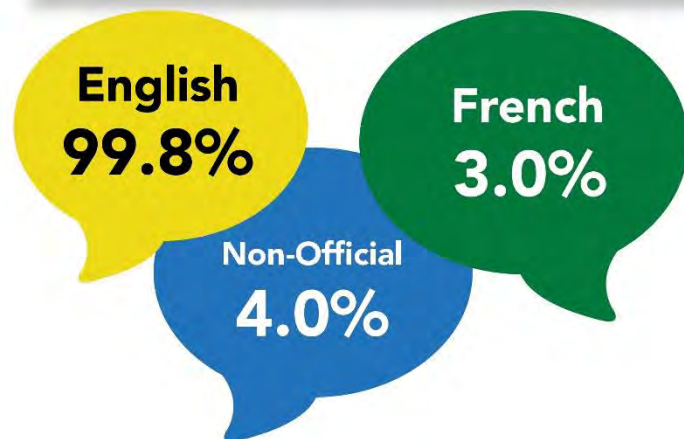
### Educational Attainment

For the population aged 25-64.

**34%** Secondary | **53%** Post-secondary



### Knowledge of Languages



Top 5 Non-Official Languages Most Commonly Spoken*	Language	Percentage
	German	60%
	Dutch	16%
	Spanish	9%
	Ukrainian	5%
	Polish	4%

\*Percentage of people speaking non-official languages.

# Labour Force



# 2025 Community Profile



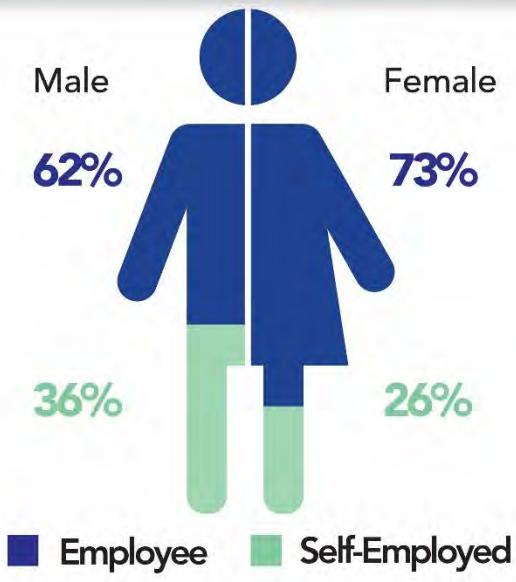
Top 5 Occupations by Employment\*




Top 5 Industries of Employment\*



## Class of Worker



## Employed by Place of Work



\*By labour force employment for people living in Clearwater County.

All data sourced from Manifold SuperDemographics 2025, unless otherwise specified.

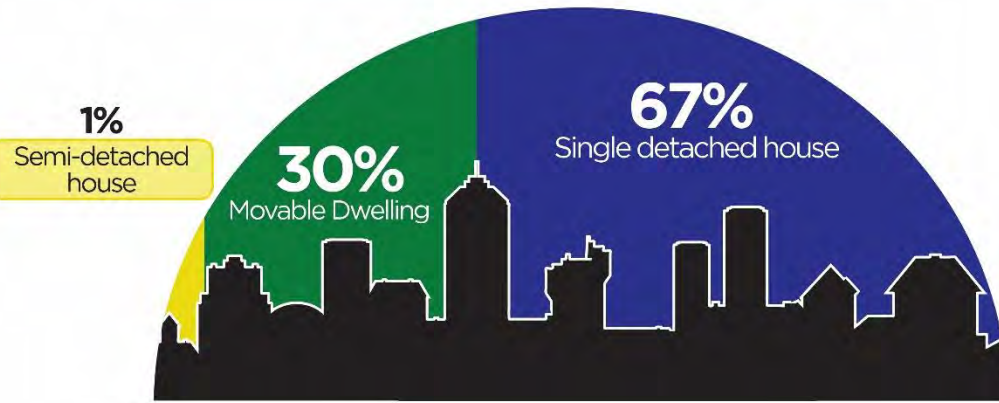


# 2025 Community Profile


## Housing and Affordability



### Breakdown of Dwelling Type



### Dwelling Value



### Affordability



# 18%

Alberta  
21%

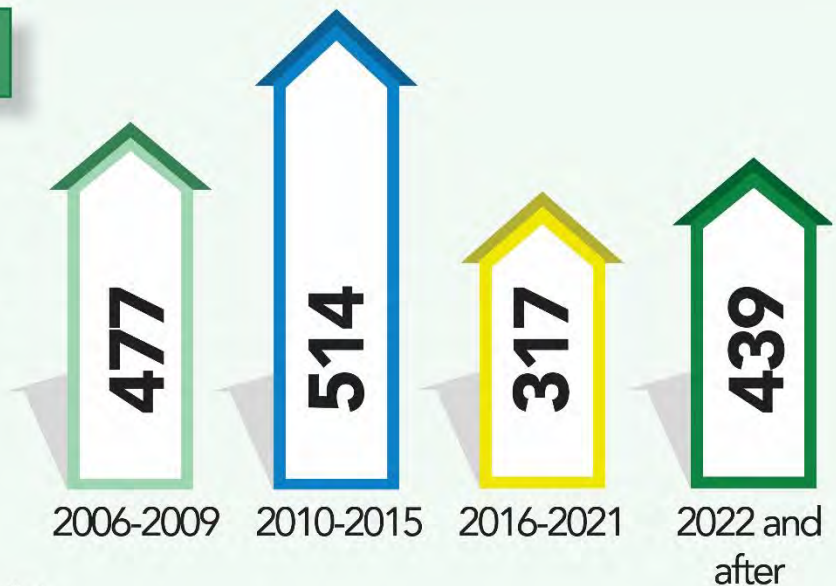
of Clearwater County's homeowners spend 30% or more of household total income on shelter costs.

### Construction of Dwellings



# 3,655

Before 2005



## Demographics




### Language

Just over five hundred (531 or 4.0%) Clearwater County residents speak a non-official language.

### Household and Earnings



- 18% of Clearwater County's homeowners spend 30% or more of household total income on shelter costs.



- In 2024, median total income for all residents 15 years and over was \$41,495.



- In 2024, the average and median incomes for households in Clearwater County were lower in comparison to Alberta figures.

### Takeaways

- 1) From 1996 through 2011 Clearwater County's population grew comfortably (from just over 11,100 individuals in 1996 to nearly 12,300 people in 2011).
- 2) Following this period of sustained growth, the county has seen a subsequent decade of slight contraction (-2.7% and -0.7% over the next two Census periods: 2011 to 2021).
- 3) This has led to a population of 11,865 as of the 2021 Census.
- 4) The county has a much larger relative population of older adults and retirement-aged individuals (55+) than Alberta, with a much lower percentage of working-aged individuals (20-50) than the province.

The average age in Clearwater County is 44 compared to the provincial figure of 39.

#### AVERAGE

County Age

44

Alberta Age

39

## Population Size and Growth

After seeing consistent population growth rates (between 2.8% and 3.8% from 1996 through 2011, Clearwater County has experienced a decade of slight contraction over the previous two Census Periods (2011 to 2021). This has led to the population dipping back below 12,000 after initially rising above that rate in 2011. The county's growth rates are significantly below the province's rates, which were approximately 10% each Census period from 1996-2016, followed by 5% growth from 2016 to 2021.

The following table illustrates past population growth based on the Statistics Canada Census from 2001-2021.



**Table 1: Population Change, 2001 to 2021.**

	2001	2006	2011	2016	2021
<b>Clearwater County</b>	11,506	11,826	12,278	11,947	11,865
% Change	3.6%	2.8%	3.8%	-2.7%	-0.7%
	2001	2006	2011	2016	2021
<b>Alberta</b>	2,974,807	3,290,350	3,645,257	4,067,175	4,262,635
% Change	10.3%	10.6%	10.8%	11.6%	4.8%

Source: Statistics Canada Census 2001-2021.

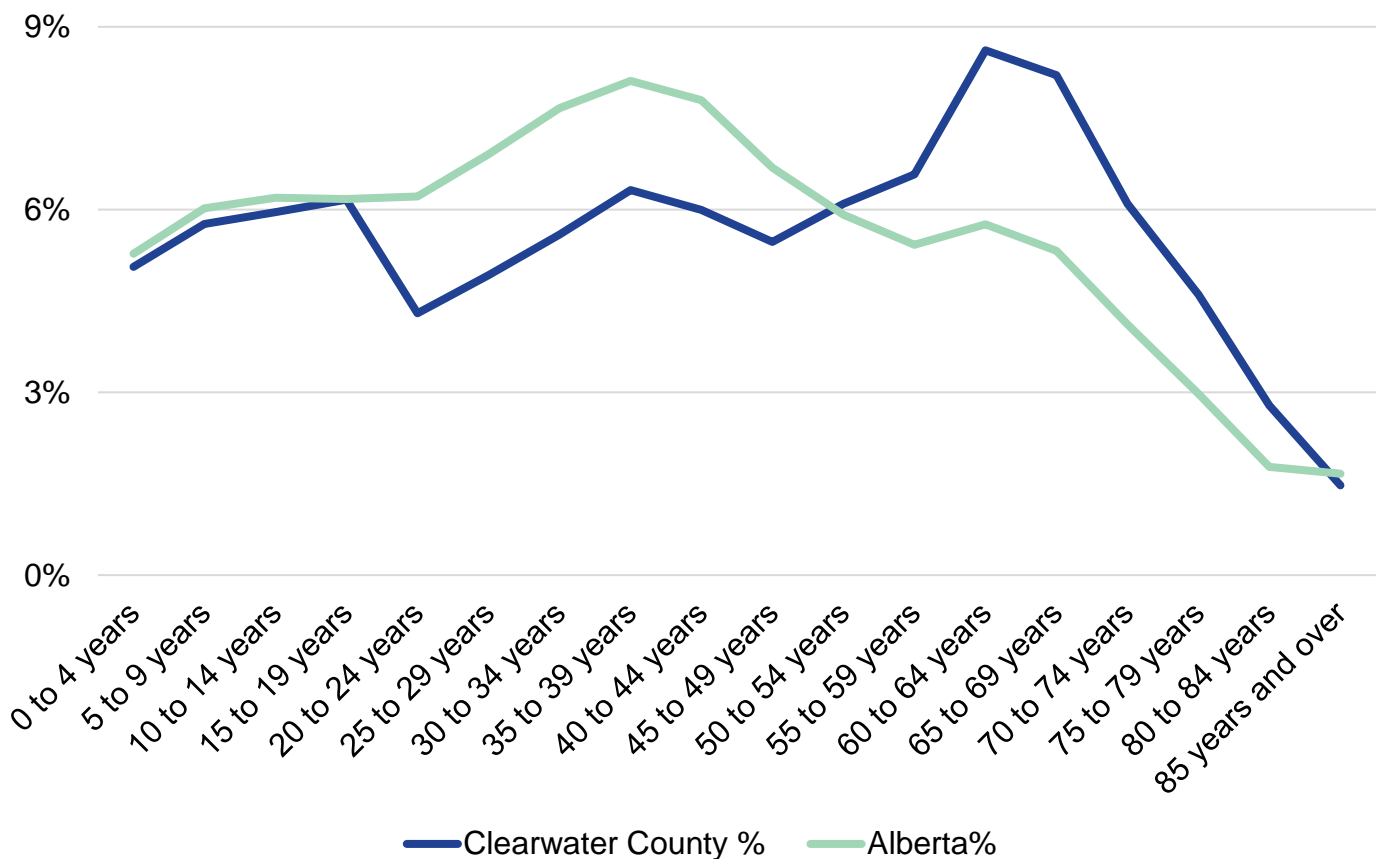
### Age Profile

Clearwater County has a youth population (0-19) that is comparable to provincial averages, with nearly a quarter of residents (22.9%) under the age of 20.

The County has a significantly lower percentage of residents aged 20-50 than the province, with a comparably high percentage of residents ages 50+ in the County. If this age demographic (50+) age in place, opportunities abound for additional support services.

MEDIAN	AVERAGE
County Age <b>45</b>	County Age <b>44</b>
Alberta Age <b>38</b>	Alberta Age <b>39</b>

Figure 1: Age Distribution Chart, 2025




Source: Manifold Data Mining Inc. SuperDemographics 2025.

Table 2 presents age distribution percentages and totals for Clearwater County by five-year cohorts using Statistics Canada Census Data.

**Table 2: Age Distribution by Gender, 2021**

Characteristics	Clearwater County	Male	Female
<b>Total Population</b>	<b>11,865</b>	<b>6,095</b>	<b>5,770</b>
0 to 4 years	645	330	310
5 to 9 years	700	355	350
10 to 14 years	735	360	375
15 to 19 years	680	365	315
20 to 24 years	450	240	210
25 to 29 years	525	250	270
30 to 34 years	675	335	340
35 to 39 years	695	345	350
40 to 44 years	640	340	305
45 to 49 years	750	375	375
50 to 54 years	800	385	420
55 to 59 years	1,085	550	530
60 to 64 years	1,110	595	515
65 to 69 years	860	490	370
70 to 74 years	675	330	345
75 to 79 years	475	235	235
80 to 84 years	235	135	100
85 years and over	135	85	50

Source: Statistics Canada Census, 2021.



## Ethnicities and Languages

Table 3 indicates knowledge of Canada’s official languages, and any non-official languages residents speak. Nearly all residents in Clearwater County speak English, above the provincial figure. Additionally, 4% of residents speak a non-official language and 3% speak French.

**Table 3: Language Characteristics, 2025**

Characteristics	Clearwater County	Clearwater County	Alberta
<b>Total Population</b>	<b>13,164</b>	<b>100.0%</b>	<b>100%</b>
English	13,136	99.8%	94.7%
French	399	3.0%	6.0%
Non-Official Languages	531	4.0%	32.2%

Source: McSweeney and Associates from Manifold Data Mining Inc. SuperDemographics 2025.




**Please note that population data used within the remainder of the document references Manifold Demographic Data projections for 2025 estimates and total counts should not be compared with Census data due to differing methodologies.**

Table 4 illustrates the most common languages outside of the official languages of Canada. Percentages presented are in relation to the total number of non-official languages spoken in the community, not of the total population.

**Table 4: Language Characteristics, 2025**

Characteristics	Clearwater County	Clearwater County %
<b>Total population with knowledge of non-official languages</b>	<b>531</b>	<b>100%</b>
German	159	29.9%
Dutch	85	16.0%
Spanish	50	9.4%
Ukrainian	27	5.1%
Polish	23	4.3%
Afrikaans	15	2.8%
Tagalog (Pilipino, Filipino)	10	1.9%

Source: McSweeney and Associates from Manifold Data Mining Inc. SuperDemographics 2025.

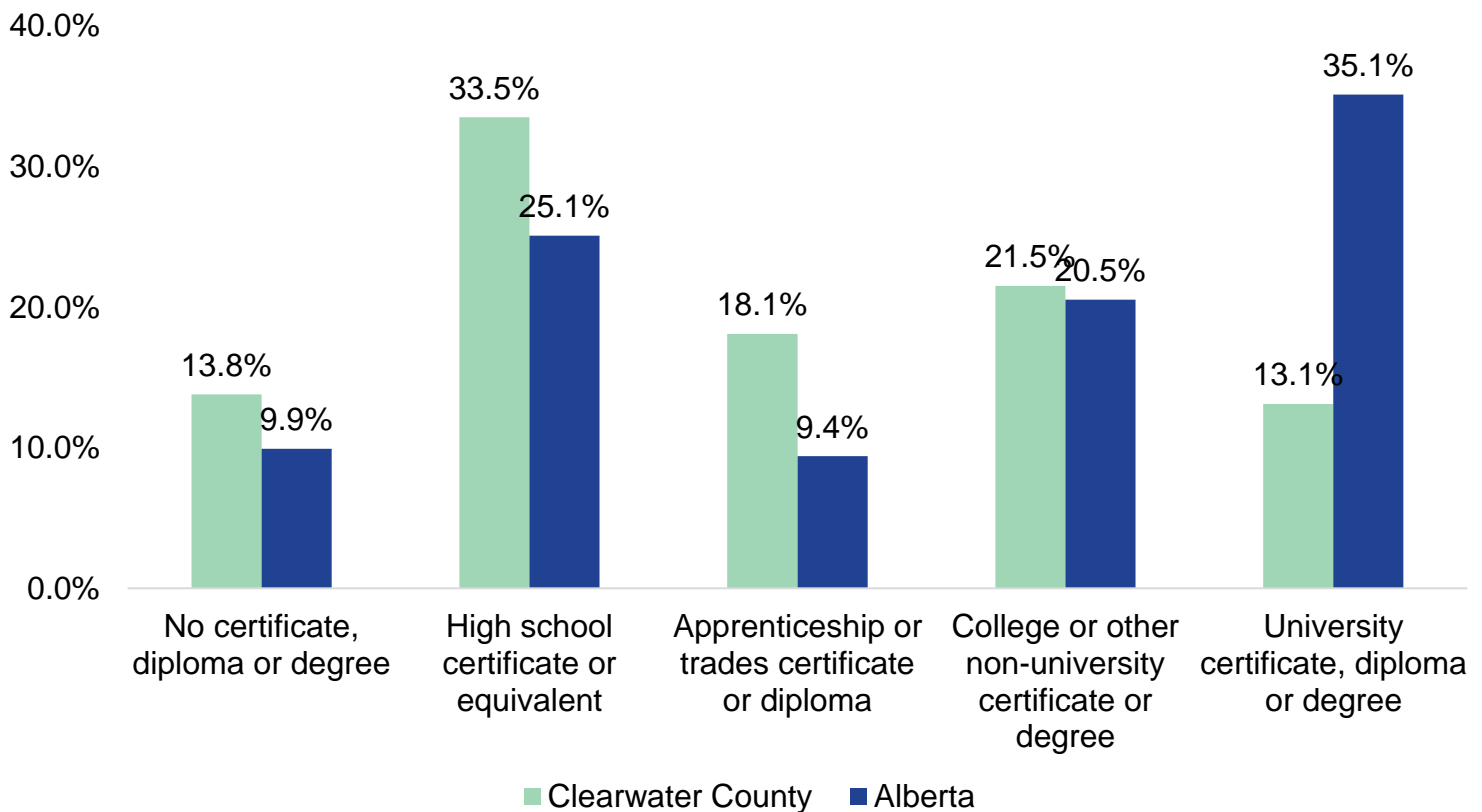


## Level of Education

- **Just under 10%** of residents have no certificate, diploma or degree.
- The percentage of persons with an **apprenticeship or trades certificate or diploma is higher** than the province (18.1% vs. 9.4% in Alberta).
- **Over one in five (21.5%) residents** have attained **college level education**, while **13.1%** have completed **university level education**.

**52.7% of County residents between 25 and 64 have post-secondary education.**

**Figure 2: Educational Attainment for Age Group 25-64, 2025**



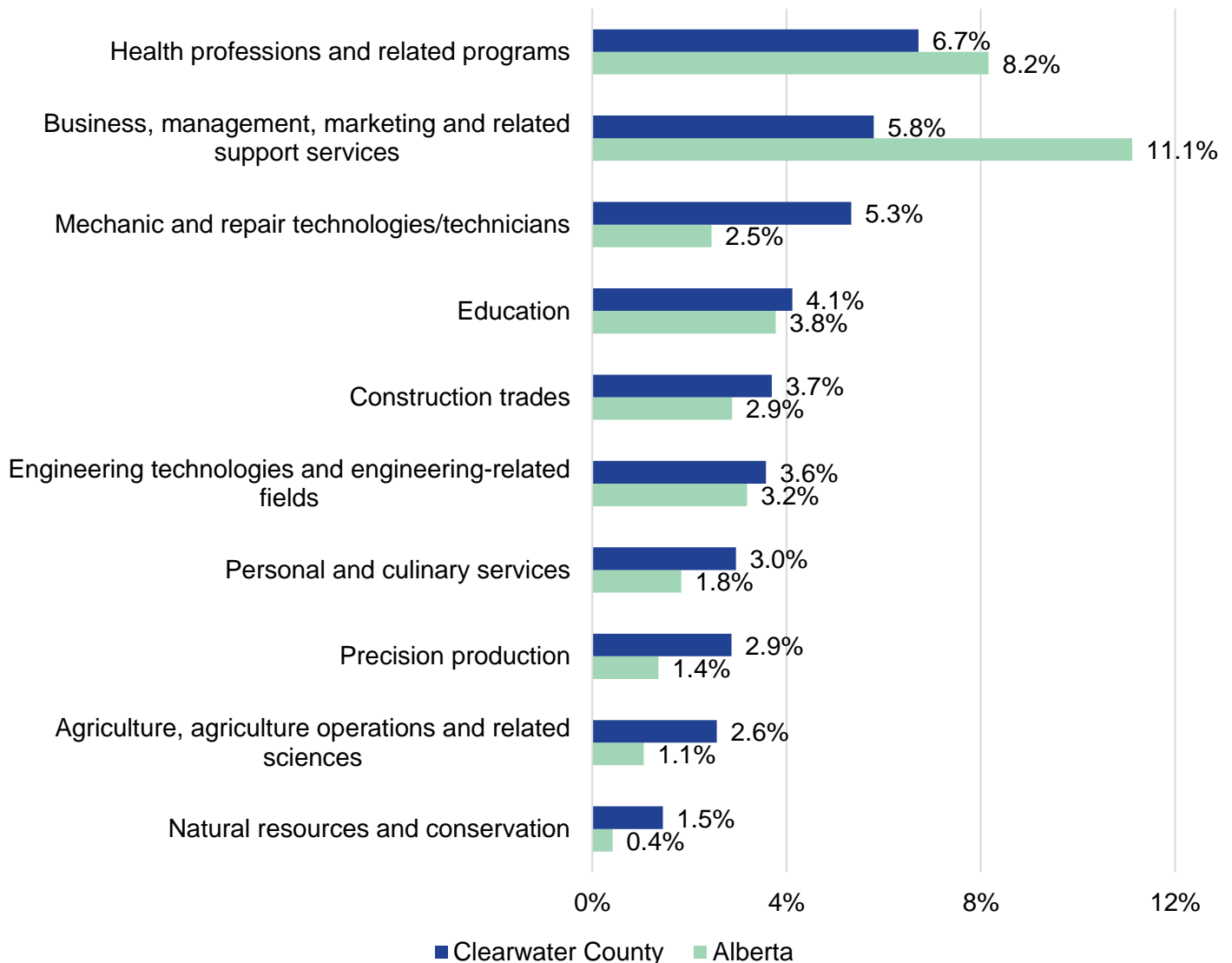
Source: Manifold Data Mining Inc. SuperDemographics 2025.

## Major Fields of Study

Figure 3 and Table 5 illustrate the most common skills/knowledge types attained by residents in Clearwater County, as measured by the major fields of study of residents ages 15 and older who have completed a postsecondary education.



**Figure 3: Major Fields of Study of Residents Ages 15 and Older, 2025**



Source: McSweeney and Associates from Manifold Data Mining Inc. 2025.

When breaking down major field of study for residents in Clearwater County by gender, it becomes clear that there are significant differences in fields of study undertaken. Notably, males over 15 are much more likely to have studied **architecture, engineering and related technologies**, while females were much more likely to have pursued educational training in **health and related fields, business, management and public administration, or education**.



**Table 5: Major Fields of Study, Clearwater County, 2025**

Field of Study	Total %	Female %	Male
<b>No postsecondary certificate, diploma or degree</b>	<b>54%</b>	<b>52%</b>	<b>56%</b>
Architecture, engineering, and related technologies	16%	1%	30%
Health and related fields	7%	12%	2%
Personal, protective and transportation services	4%	5%	3%
Education	4%	7%	1%
Business, management and public administration	6%	11%	1%
Physical and life sciences and technologies	1%	1%	1%
Social and behavioural sciences and law	3%	5%	1%
Humanities	1%	1%	0%
Mathematics, computer and information sciences	0%	0%	0%
Visual and performing arts, and communications technologies	0%	0%	0%
Agriculture, natural resources and conservation	4%	3%	5%

Source: McSweeney and Associates from Manifold Data Mining Inc. 2025.

## Income

Table 6 shows the breakdown of total individual incomes for Clearwater County residents in 2024<sup>1</sup>. In 2024, median total income for all County residents 15 years and over was \$41,495. Approximately 38.3% of residents earned over \$50,000 in 2024, and 16.1% of residents earned over \$90,000.



**MEDIAN  
EMPLOYMENT  
INCOME**  
**\$41,495**

**Table 6: Total Individual Income Levels, 2024**

Characteristic	Total	Male	Female
<b>Total 15 years and over</b>	10,955	5,577	5,378
Without total income	397	175	222
With total income	10,558	5,402	5,156
Under \$10,000 (including loss)	930	347	621
\$10,000 to \$19,999	1,329	500	826
\$20,000 to \$29,999	1,655	701	986
\$30,000 to \$39,999	1,363	536	783
\$40,000 to \$49,999	1,084	477	591
\$50,000 to \$59,999	807	441	390
\$60,000 to \$69,999	688	362	303
\$70,000 to \$79,999	521	313	200
\$80,000 to \$89,999	419	290	134
\$90,000 to \$99,999	405	295	107
\$100,000 and over	1,355	1,140	215
Characteristic	Total	Male	Female
Median total income \$	\$41,495	\$53,731	\$33,548
Average total income \$	\$59,580	\$73,617	\$45,107

Source: Manifold Data Mining Inc. SuperDemographics 2025 (2024 incomes).

Where the statistical unit is a household, economic family or census family, **total income** refers to the **sum of the total incomes of all persons who are members of that statistical unit.**

<sup>1</sup> Please note that the 2025 Manifold data uses 2024 income data, as it is the most recent income information available.




## 2025 Community Profile

Table 7 demonstrates, using 2024 income data, that the median and average incomes for households in Clearwater County were lower in comparison to households in Alberta. Future tables show that the cost of living is comparably lower locally, offsetting these lower incomes.

**Table 7: Household Income Levels, 2024**

Characteristic	Total	Clearwater County %	Alberta
Under \$15,000	118	2.2%	1.8%
\$15,000 to \$19,999	70	1.3%	1.0%
\$20,000 to \$24,999	134	2.5%	2.3%
\$25,000 to \$29,999	181	3.4%	2.8%
\$30,000 to \$34,999	183	3.4%	2.7%
\$35,000 to \$39,999	208	3.9%	2.8%
\$40,000 to \$44,999	196	3.6%	3.1%
\$45,000 to \$49,999	228	4.2%	3.3%
\$50,000 to \$59,999	300	5.6%	5.3%
\$60,000 to \$69,999	344	6.4%	6.3%
\$70,000 to \$79,999	357	6.6%	6.4%
\$80,000 to \$89,999	354	6.6%	6.3%
\$90,000 to \$99,999	336	6.2%	6.1%
\$100,000 and over	2,392	44.3%	49.7%
<b>Total</b>	<b>5,402</b>	<b>100%</b>	<b>100%</b>
<b>Median household income \$</b>	<b>\$94,293</b>		<b>\$110,576</b>
<b>Average household income \$</b>	<b>\$116,075</b>		<b>\$141,613</b>

Source: McSweeney and Associates from Manifold Data Mining Inc. SuperDemographics 2025 (2024 incomes).

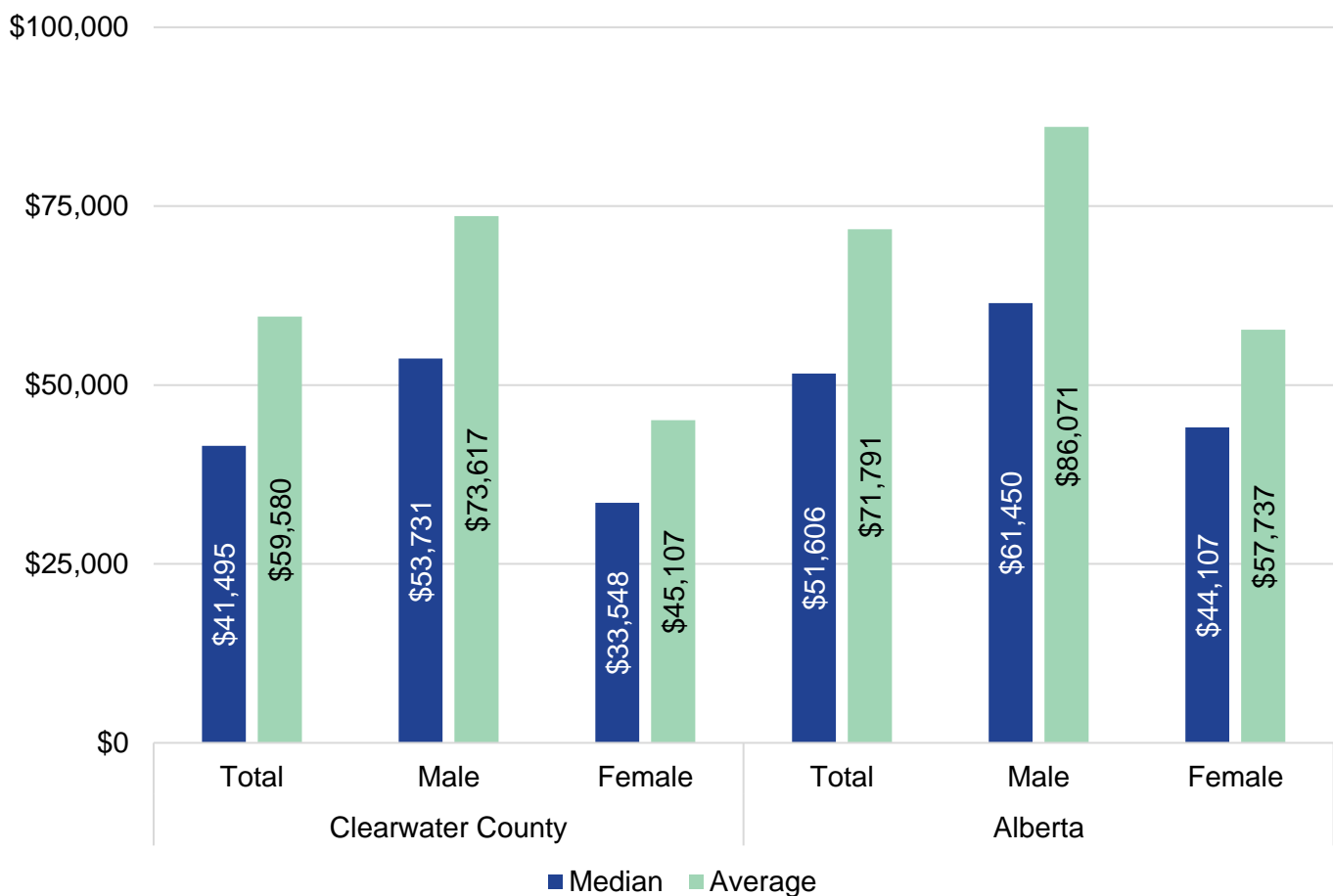


Male-female income disparity was prevalent in 2024 in Clearwater County, with males earning average and median incomes approximately \$20,000 higher than females. However, when compared to provincial average and median figures, Clearwater County presents a more even income disparity.

Figure 4 presents employment income levels<sup>2</sup>.



**Figure 4: Employment Income Levels, 2024**



Source: McSweeney and Associates from Manifold Data Mining Inc. SuperDemographics 2025 (2024 incomes).

<sup>2</sup> Please note, these are different from household income levels presented in Table 8.

## Mobility Characteristics

A majority of Clearwater County residents have remained within their residence over the past five years (9,031 residents, or 73% of the sample size), with the most common migrants being from within province (2,334 of 2,667 total migrants), rather than outside of Alberta (333) or Canada (none).



**Table 8: Clearwater County Mobility Rates, 2025**

Characteristics	Mobility Status 1 Year Ago	Mobility Status 5 Years Ago
<b>Total population</b>	<b>13,060</b>	<b>12,466</b>
Non-movers	12,086	9,031
Movers	974	3,435
Non-migrants	451	768
Migrants	523	2,667
Internal Migrants	521	2,667
Intra-provincial migrants	480	2,334
Interprovincial migrants	42	333
Migrants from outside Canada	1	0

Source: Manifold Data Mining Inc. SuperDemographics 2025.

**Mobility status** refers to the relationship between a person's usual place of residence now and either one or five years ago.

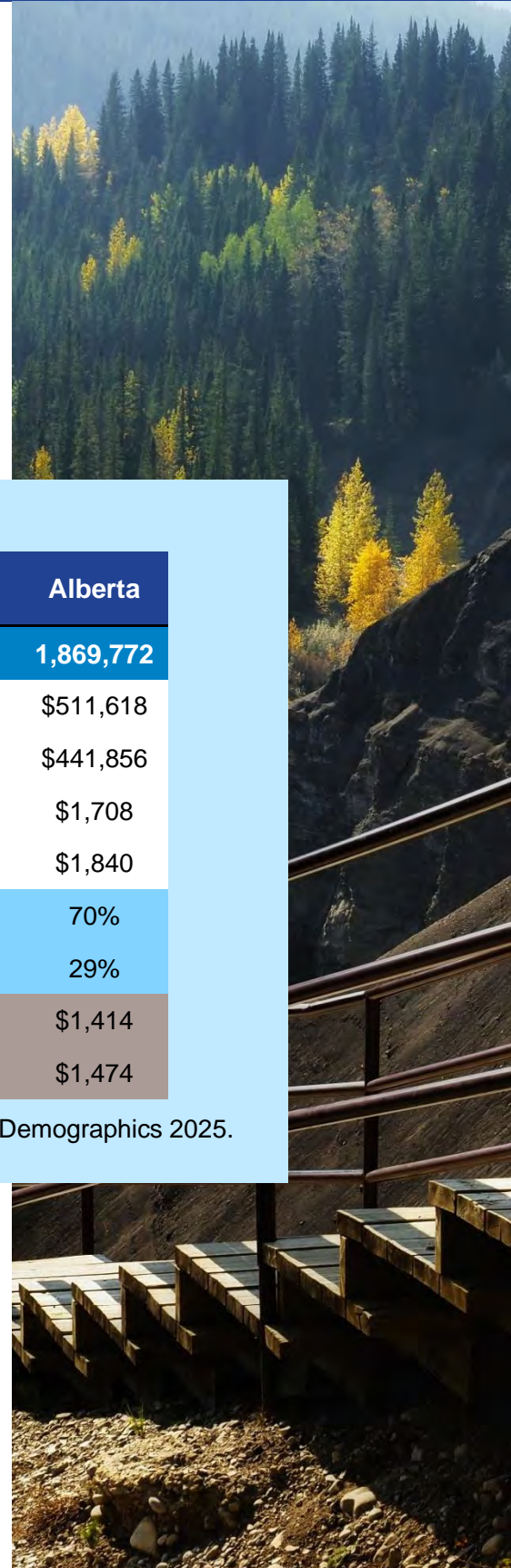
**Non-movers** are persons who were living at the same address and **Movers** are persons who were living at a different address.

**Non-migrants** are movers who, on Census Day, were living at a different address, but in the same census subdivision (CSD).

**Migrants** are movers who were residing in a different CSD (internal migrants) or who were living outside Canada (external migrants).

## Housing Characteristics

On average, residents of Clearwater County face much lower dwelling values and monthly shelter costs. These lower costs offset any lower incomes described above, which leads to a lower percentage of residents spending 30% or more of their income on shelter costs. Specifically, only 18% of local residents spend 30% or more of total household income on shelter costs, compared to 21% across Alberta.



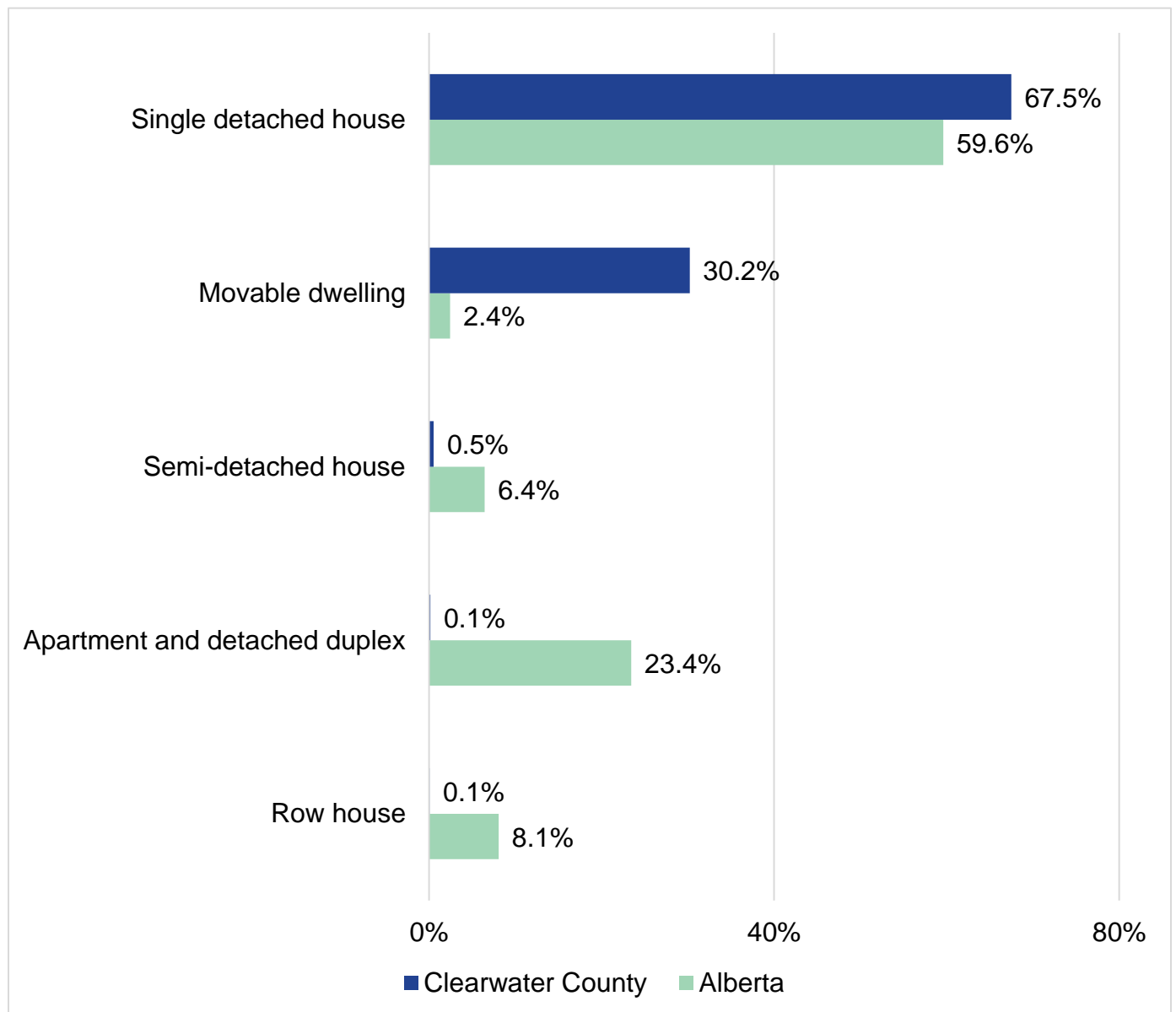
**Table 9: Dwelling Characteristics, 2025**

	Clearwater County	Alberta
<b>Total number of private households</b>	<b>5,402</b>	<b>1,869,772</b>
Average value of dwelling \$	\$391,453	\$511,618
Median value of dwellings (\$)	\$398,268	\$441,856
Median monthly shelter costs for owned dwellings	\$939	\$1,708
Average monthly shelter costs for owned dwellings	\$1,444	\$1,840
% Owned	88%	70%
% Rented	12%	29%
Median monthly shelter costs for rented dwellings	\$965	\$1,414
Average monthly shelter costs for rented dwellings	\$1,170	\$1,474

Source: McSweeney and Associates from Manifold Data Mining Inc. SuperDemographics 2025.

Clearwater County has a more heavily concentrated dwelling type breakdown when compared to the rest of Alberta. Specifically, nearly all (97.7%) dwellings are either single detached houses (67.5%) or movable dwellings (30.2%) in the county. Movable dwellings especially represent a higher level of concentration in the county compared to the province more broadly.

**Figure 5: Structure type by Occupied Dwelling, 2025**



Source: McSweeney & Associates from Manifold Data Mining Inc. SuperDemographics 2025.

The County has seen consistent dwelling constructions between 300 and 550 over each of the previous three five-year periods. That strong growth rate has continued, with over 400 new dwellings constructed between 2022 and 2024. As Canada faces a housing cost challenge, this continued growth in new dwelling construction will help position Clearwater County to remain affordable.

**Table 10: Dwelling Construction Totals by Period of Construction**

Characteristic	Clearwater County	Percentage of Total
Pre-2005	3,655	68%
2006-2009	477	9%
2010-2015	514	10%
2016-2021	317	6%
2022-2024	439	8%

Source: McSweeney & Associates from Manifold Data Mining Inc. SuperDemographics 2025.



## Labour Force



### Key Indicators

Clearwater County is home to a labour force of just over 7,000 persons.

### Labour Force Commute



- Clearwater County and Rocky Mountain House have tightly linked economies, with approximately 1,855 Clearwater residents commuting into Rocky Mountain House for work.



- Local residents make up the majority of the workforce in Clearwater County, with only five communities (Rocky Mountain House, Sylvan Lake, Red Deer, Calgary, and Edmonton) seeing over 5 people commuting into the county for work.

### Takeaways

When analyzing the County's labour force, it can be seen that:

1. Economic engagement rates (participation, employment, unemployment) are similar to provincial figures, with slightly decreased participation and employment rates and a slightly elevated unemployment rate.
2. County residents are heavily engaged in trades and natural resource-based occupations (over 45% of residents are employed in these occupations), speaking to the concentration of skills in these areas.
3. Over one-in-ten residents (12%) worked from home in 2025 as the transition to flexible work arrangements supports a new hybrid occupation class.
4. Even still, two-in-three (66%) residents have a physical office location outside of their home.

#### Top 5 Sectors by Occupation\*

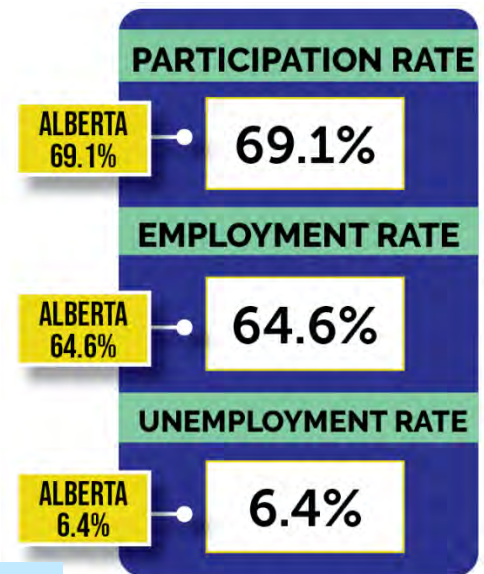


#### Top 5 Sectors by Industry\*



## Key Indicators

Clearwater County has a labour force that is 7,080 persons strong. As illustrated in the infographic, participation and employment rates are slightly lower than the provincial figures, while the unemployment rate is slightly elevated locally. Given the County's older population (typically with a higher percentage of people choosing to be out of the workforce due to age), this data comparison is generally to be expected in comparison to the province.



**Table 11: Labour Force Characteristics, 2025**

Characteristic	Clearwater County	Alberta
Total population aged 15 years and older	10,955	4,084,744
In the labour force	7,080	2,821,667
Employed	6,487	2,640,246
Unemployed	592	181,421
Not in the labour force	3,875	1,263,076

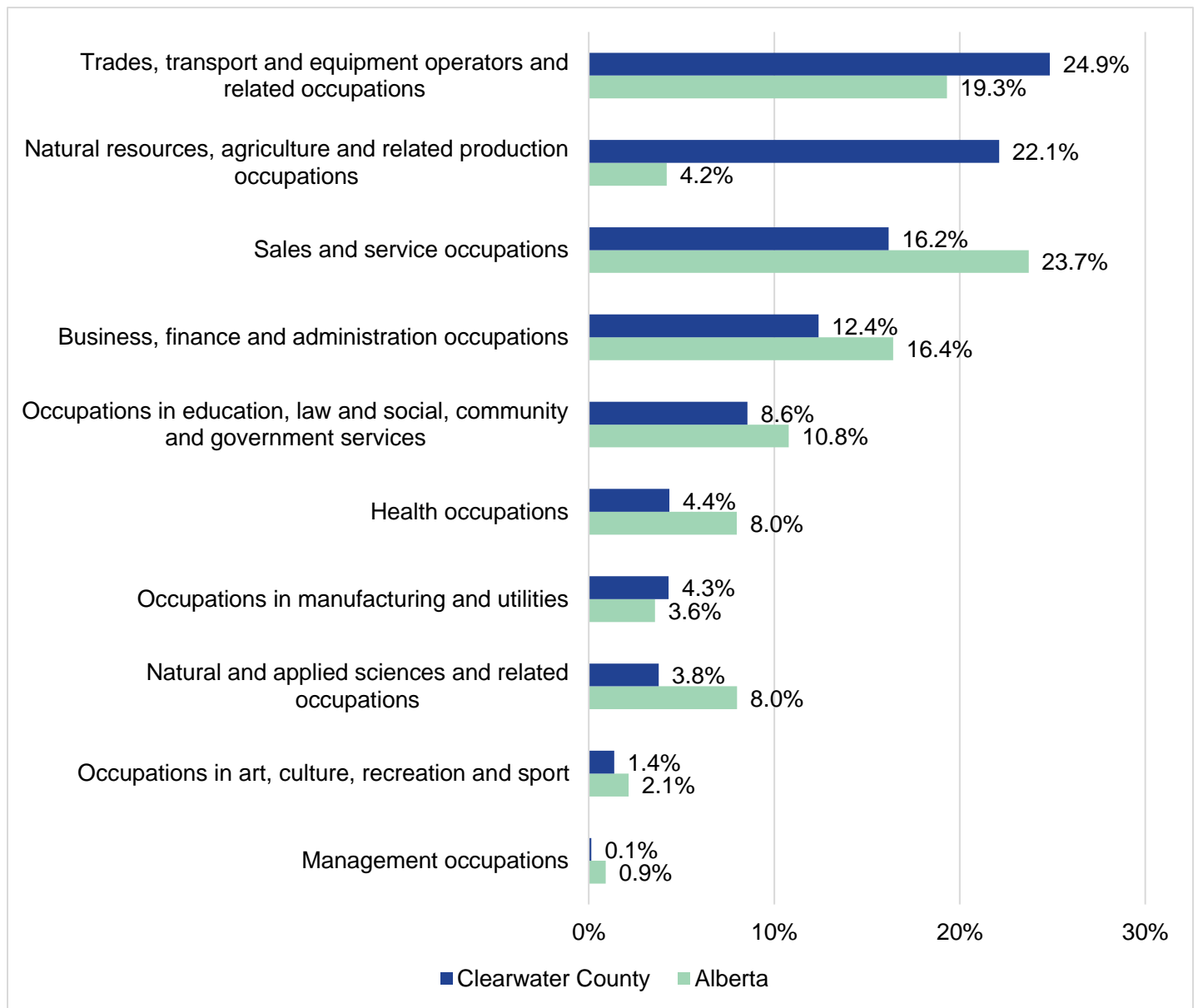
Source: Manifold Data Mining Inc. SuperDemographics 2025.



## Labour Force by Occupation

Figure 6 and Table 12 illustrate resident labour force (regardless of where the resident works) make up by occupation:

**Figure 6: Labour Force by Occupation, 2025**



Source: Manifold Data Mining Inc. SuperDemographics 2025.

**Table 12: Labour Force by Occupation, 2025**

Characteristic	Male	Female	Total
<b>Total labour force 15 years and over by occupation</b>	<b>3,967</b>	<b>3,113</b>	<b>7,080</b>
Occupation - Not applicable	95	43	<b>138</b>
All occupations	3,872	3,070	<b>6,942</b>
0 Management occupations	8	1	<b>10</b>
1 Business, finance and administration occupations	69	808	<b>877</b>
2 Natural and applied sciences and related occupations	236	30	<b>267</b>
3 Health occupations	16	292	<b>308</b>
4 Occupations in education, law and social, community and government services	90	516	<b>606</b>
5 Occupations in art, culture, recreation and sport	25	72	<b>97</b>
6 Sales and service occupations	366	779	<b>1,145</b>
7 Trades, transport and equipment operators and related occupations	1,657	104	<b>1,760</b>
8 Natural resources, agriculture and related production occupations	1,135	432	<b>1,567</b>
9 Occupations in manufacturing and utilities	269	36	<b>305</b>

Source: Manifold Data Mining Inc. SuperDemographics 2025.

- The largest occupation for employment is **trades, transport and equipment operators and related occupations** (1,760 residents employed within this occupation class).



- This is followed by **natural resources, agriculture and related production occupations** (1,567 residents employed) speaking to the importance of natural goods extraction and trades-based occupations in the County.

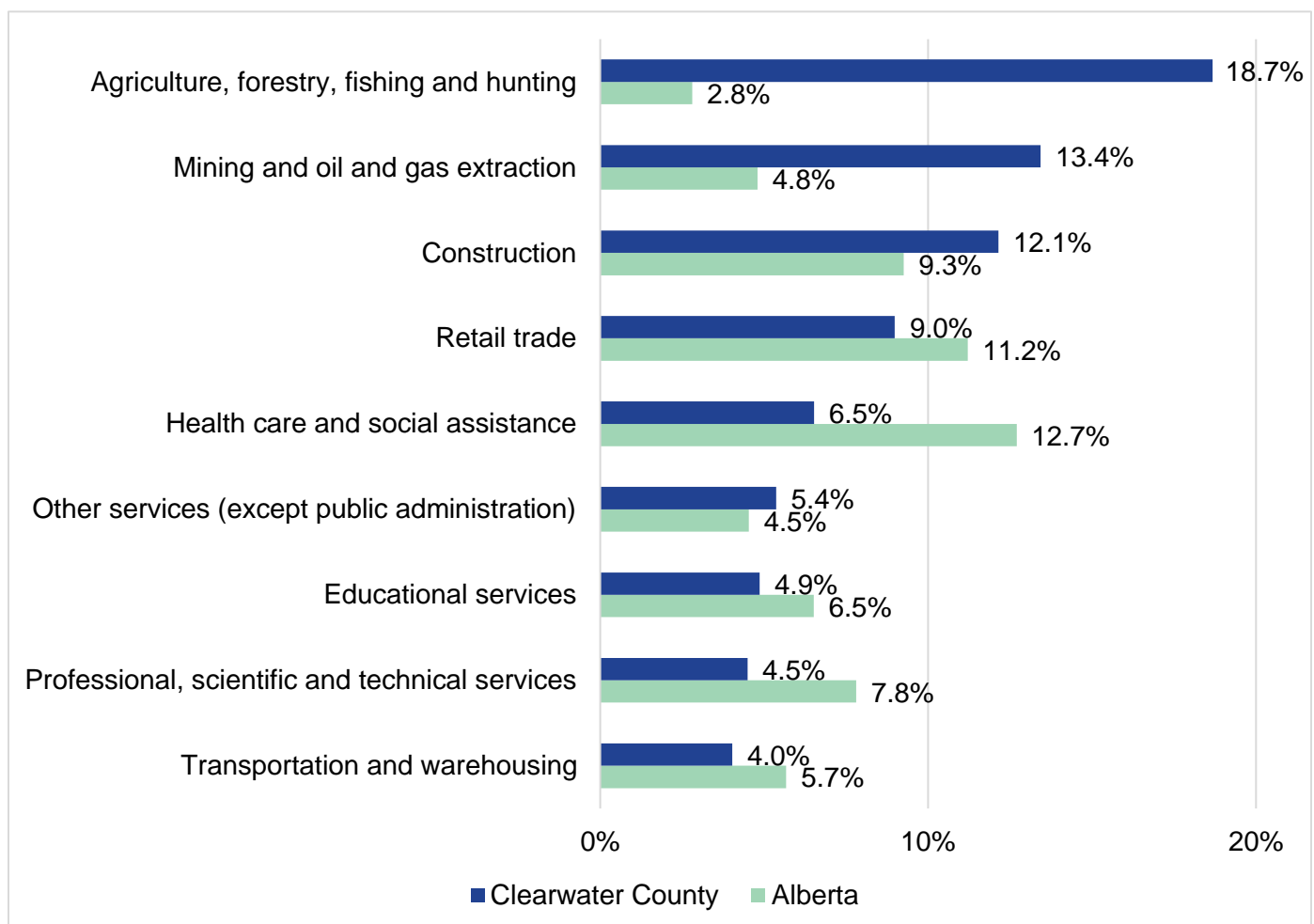


### Labour Force by Industry

A similar breakdown for the County’s workforce can be applied to industries as was applied to occupations. To that end, Figure 7 and Table 13 illustrate Clearwater County’s labour force make up by industry of employment:

- The **agriculture, forestry, fishing and hunting** industry represented nearly one-in-five resident jobs (18.5% of the population works in this sector), nearly 7 times the rate of the provincial figure (2.8%).
- **Mining and oil and gas extraction** (13.4%) in Clearwater County is also more heavily concentrated when compared to provincial figures, nearly three times the provincial figure (4.8%).

**Figure 7: Labour Force by Industry, 2025**



Source: Manifold Data Mining Inc. SuperDemographics 2025.

**Table 13: Labour Force by Industry, 2025**

Characteristic	Male	Female	Total
<b>Total labour force 15 years and over</b>	<b>3,967</b>	<b>3,113</b>	<b>7,080</b>
Industry - not applicable	95	43	<b>138</b>
All industries	3,872	3,070	<b>6,942</b>
11 Agriculture, forestry, fishing and hunting	802	520	<b>1,322</b>
21 Mining and oil and gas extraction	884	67	<b>951</b>
22 Utilities	15	4	<b>19</b>
23 Construction	739	121	<b>860</b>
31-33 Manufacturing	134	68	<b>202</b>
41 Wholesale trade	147	44	<b>191</b>
44-45 Retail trade	193	444	<b>636</b>
48-49 Transportation and warehousing	212	73	<b>285</b>
51 Information and cultural industries	28	27	<b>55</b>
52 Finance and insurance	0	53	<b>53</b>
53 Real estate and rental and leasing	38	23	<b>61</b>
54 Professional, scientific and technical services	146	172	<b>318</b>
55 Management of companies and enterprises	0	0	<b>0</b>
56 Administrative and support, waste management and remediation services	87	92	<b>179</b>
61 Educational services	13	331	<b>344</b>
62 Health care and social assistance	7	454	<b>462</b>
71 Arts, entertainment and recreation	56	60	<b>116</b>
72 Accommodation and food services	37	217	<b>254</b>
81 Other services (except public administration)	186	193	<b>380</b>
91 Public administration	147	108	<b>255</b>

Source: Manifold Data Mining Inc. SuperDemographics 2025.

## Labour Force Commute

Table 14 presents commuting data for those communities where at least **20 Clearwater County residents commute to for work** and Table 15 provides data for those communities where residents commute **into Clearwater County for work**.

- The majority of the resident labour force (91%) **works outside Clearwater County**.
- **Nearly two-thirds of residents** commute into Rocky Mountain House for work (1,885 residents, 63% of the labour pool).

**Table 14: Where the Clearwater County Resident Labour Force Works, 2021**

Place of Work	Total	Male	Female
Rocky Mountain House	1,855	775	1,080
Clearwater County	275	125	150
Caroline	185	80	105
Red Deer	140	60	85
Eckville	115	55	60
Red Deer County	90	50	35
Sundre	85	35	50
Calgary	40	25	15
Wood Buffalo	30	30	0
Sylvan Lake	25	20	10
Rimbey	25	0	25
Innisfail	20	10	10
Edmonton	20	10	0
<b>Total workforce residing in Clearwater County</b>	<b>2,965</b>	<b>1,275</b>	<b>1,645</b>
Total resident labour force with a usual place of work outside Clearwater County	2,690	1,150	1,495
Percent of residents declaring a place of work outside of Clearwater County	91%	90%	91%

Source: McSweeney and Associates, Statistics Canada, 2021 Commuting Flow.

Please note that Statistics Canada uses estimates and therefore, not all numbers will add up to— nor will all percentages add to— 100%.

**Table 15: Place of Residence for Persons Working in Clearwater County, 2021**

Place of Residence	Total	Male	Female
Clearwater County	275	125	150
Rocky Mountain House	30	30	0
Sylvan Lake	30	20	15
Red Deer	25	15	10
Calgary	15	15	0
Edmonton	15	15	0
<b>Total workforce in Clearwater County</b>	<b>390</b>	<b>220</b>	<b>175</b>
Total County labour force with a usual place of residence outside Clearwater	115	95	25
Percent of County workforce declaring a place of residence outside of the County	29%	43%	14%

Source: McSweeney and Associates, Statistic Canada, 2021 Commuting Flow.

The majority of Clearwater County's labour pool lives within the community.

## Employed by Place of Work

12%



At Home

22%



No Fixed Workplace

66%



Physical Place of Work

## Transportation and Logistics



### Transportation Links

The Rocky Mountain House Airport is located 5.6 km north northeast of Rocky Mountain House, and is jointly owned by the Town of Rocky Mountain House and Clearwater County. The airport has a licensed 5,000 ft (1,524 m) runway, with the existing runway surface extending 6,000 ft (1,828 m) over gravel base.

The Airport welcomes private and commercial aircraft year-round. The Rocky Mountain House Airshow takes place every two to three years, and draws thousands of spectators from across Alberta.

A permanent designated aerobatic practice space makes the Rocky Mountain House Airport a popular spot for aerobatic pilots to train. The airport hosts an Aerobatics Canada contest each year, usually in late August or early September.

Additionally, Clearwater County is near 2 international airports – Edmonton International Airport, and Calgary International Airport, both approximately 2 hours away.

### Market Access

Clearwater County is located 82 kilometres west of Red Deer, along Highway 11, which connects to Highway 2 –the main north-south highway in Alberta, which provides access to both the southern border, as well as western Alberta, the CANAMEX Trade Corridor, and British Columbia and its tidewater, linking Canada to East Asia markets.

Several major highways allow access to, and travel through, Clearwater County. Highway 11 runs west from Red Deer, through the County, to the Banff Park Boundary. Highway 12 runs west to Bentley, Highway 53 runs west to Rimbey, Highway 22 runs north to Drayton Valley and South to Sundre, Highway 54 provides access to Caroline in the West and Innisfail in the east.



## Climate

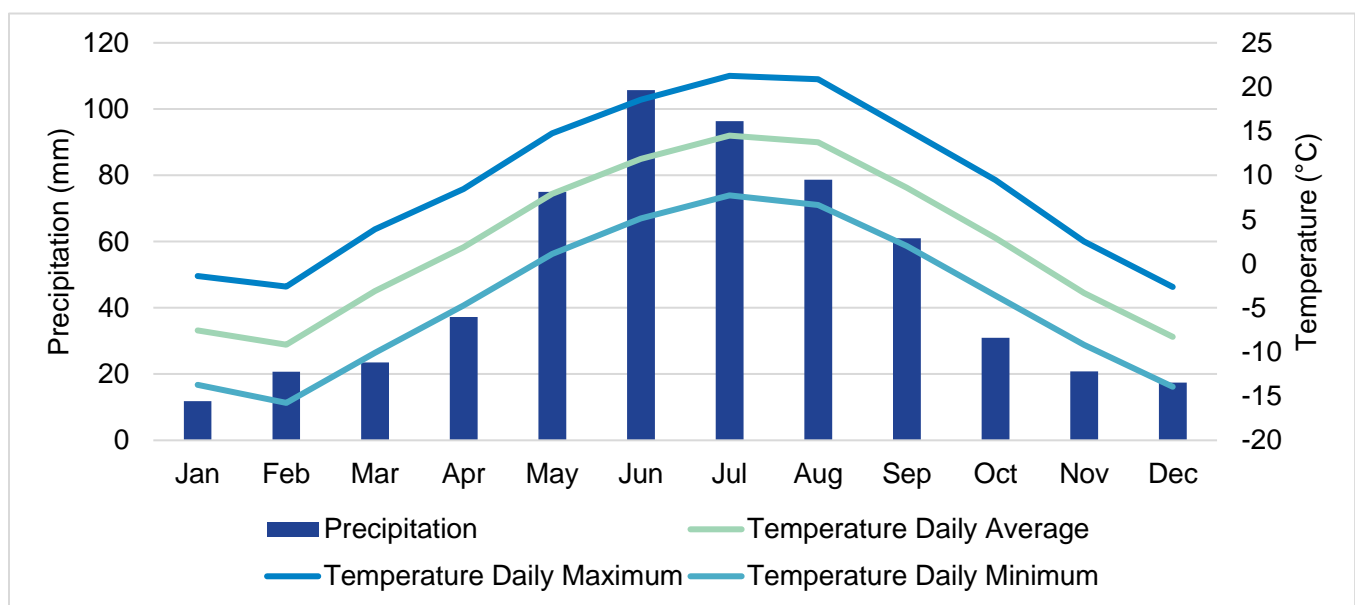
Clearwater County climatic data was retrieved from the Government of Alberta’s Agriculture and Forestry Climate Information Services. Table 16 and Figure 8 illustrate average precipitation levels and temperatures.

**Table 16: Clearwater County Average Temperature (°C)**

Temperature	Jan	Feb	Mar	Apr	May	Jun	Jul	Aug	Sep	Oct	Nov	Dec
Daily Average	-7.6	-9.2	-3.1	1.9	7.9	11.8	14.5	13.8	8.6	2.9	-3.3	-8.3
Daily Maximum	-1.4	-2.6	3.9	8.4	14.8	18.6	21.3	20.9	15.2	9.5	2.5	-2.6
Daily Minimum	-13.7	-15.8	-10.1	-4.7	1.1	5.1	7.7	6.6	2.0	-3.6	-9.2	-13.9
Extreme Maximum	10.7	9.4	14.1	19.8	24.7	27.1	29.2	29.1	25.9	20.6	14.3	9.1
Extreme Minimum	-30.1	-29.1	-25.0	-12.5	-4.3	0.0	2.9	0.8	-3.3	-13.7	-20.1	-25.9

Source: [Government of Alberta: Agriculture and Forestry: Climate Information Services.](#)

**Figure 8: Clearwater County Average Precipitation**



Source: [Government of Alberta: Agriculture and Forestry: Climate Information Services.](#)



## Highways

### Major Urban Centres

**Red Deer:** 82.5 kilometres (51 miles) east along Highway 11 at Highway 2A.

**Calgary:** 214 kilometres (132 miles) east along Highway 11 and south on Highway 2.

**Edmonton:** 215 kilometres (134 miles) east along Highway 12 and north on Highway 2.

**Lethbridge:** 417 kilometres (263 miles) east along Highway 11 and south on Highway 2 to Highway 519, then south on Highway 23.

**Medicine Hat:** 487 kilometres (303 miles) east along Highway 11, then south along Highway 42 to Highway 1.

**Fort McMurray:** 661 kilometres (407 miles) east along Highway 12 and north on Highway 2 to Highway 63 north.

### Border Crossings

**Stephen, Alberta/BC:** 265km (216 mi) southwest along Highway 11 at Highway 93.

**Alsask, Alberta/Saskatchewan:** 421km (227 mi) east on Highway 11 to Highway 12, south on Highway 884 to Highway 9 east.

**Crowsnest, Alberta/BC:** 451km (254 mi) east along Highway 11, then south on Highway 2 to Highway 540 west, the south on Highway 22.

**Carway, Alberta/Montana:** 464km (254 mi) east along Highway 11, south on Highway 2.

**Coutts, Alberta/Montana:** 523km (310 mil) east along Highway 11 to Highway 2 south, and Highway 4 southeast.





## Rail Services

The nearest commercial rail services are Calgary and Edmonton, which are serviced by both CN Rail and Canadian Pacific. VIA Rail offers an intermodal connection at Edmonton from a Red Arrow Motorcoach to a VIA rail train.

### CN Rail



CN Rail is a leader in the North American rail industry. CN provides shippers with more options and greater reach in the rapidly expanding market for north-south trade.

### CPKC



CPKC is the combination of two historic railways – Canadian Pacific (CP) and Kansas City Southern (KCS). Since 2023, CPKC is the first and only transnational railway that connects Canada, the U.S. and Mexico with unrivaled cross-border services and port access.

### VIA Rail



VIA Rail Canada

VIA Rail Canada operates passenger services in all regions of Canada.

#### VIA Rail Edmonton Station:

12360 121st Street NW  
Edmonton, Alberta, T5L 5C3  
P: 1.888.842.7245  
[viarail.ca](http://viarail.ca)

#### Customer Relations:

VIA Rail Canada Inc.  
PO Box 8116, Station "A"  
Montréal, Quebec, H3C 3N3  
P: 1.800.681.2561  
customer\_relations@viarail.ca

#### CN Rail Intermodal Terminal:

12311 – 184th Street  
Edmonton, Alberta, T5V 1T3  
P: 1.888.888.5909  
[cn.ca/en/shipping-how-intermodal-terminals.htm](http://cn.ca/en/shipping-how-intermodal-terminals.htm)

#### CN Rail Headquarters:

935 de La Gauchetière Street West  
Montreal, Quebec, H3B 2M9  
P: 1.888.888.5909  
[cn.ca/en/index.htm](http://cn.ca/en/index.htm)

#### CPKC Transload Terminal:

Edmonton TFR  
6040 - 99 Street  
Edmonton, Alberta, T6B 2N5  
P: 1.705.682.9900

#### CPKC Intermodal Terminal:

Edmonton Intermodal Terminal  
10155 – 39 Ave NW  
Edmonton, Alberta, T6E 6C8  
P: 1.888.333.8111

#### Canadian Head Office:

7550 Ogden Dale Road S.E.  
Calgary, Alberta, T2C 4X9  
P: 1.888.333.6370  
[cpkcr.com/en](http://cpkcr.com/en)

## Airports

The main airports that serve Clearwater County are listed below. Moreover, the County has access to two international airports within a two-hour drive time: Edmonton International Airport and Calgary International Airport.

### Rocky Mountain House Airport:

5.6 km northeast of Rocky Mountain House off Highway 22.

### Red Deer Regional Airport:

93 km east of Rocky Mountain House off Highway 11 at Highway 2A.

### Edmonton International Airport:

192 km northeast of Rocky Mountain House off Highway 13 at Highway 2.

### Calgary International Airport:



201 km south of Rocky Mountain House off Highway 2.

### Lacombe Regional Airport:

94 km east of Rocky Mountain House off Highway 12.

### Ponoka Industrial Airport:

52 km northeast of Rocky Mountain House off Highway 2A.



## Taxes and Utilities



### Small Business Support: Small Business Property Assessment Sub-Class

Small businesses in Clearwater County (those with fewer than 50 full-time employees) are able to take advantage of up to a 25 % tax savings compared to the standard non-residential rate. This is done through the Small Business Property Assessment Sub-Class, providing local businesses with the opportunity to thrive and grow in Clearwater County.

### Local Asset: Bighorn Dam

The Bighorn Dam, completed in 1972, is located within Clearwater County. This dam is one of Alberta's most significant hydroelectric facilities, boasting 120 MW capacity and generating an average of 408 GWh annually. This dam helps the community and province support sustainable energy production in the region.

### Takeaways

This section describes the taxes (local, provincial and federal), cost of water and sewer connection, waste management sites, natural gas and electricity rates, and communication infrastructure.

For 2025, Clearwater County is maintaining a 0 % increase in municipal property tax rates across all property classes, offering fiscal stability for residents and businesses.

The County administration is responsible for over 450 bridge structures, regularly maintained to ensure safe travel is available throughout the County.

## Local Property Tax Rates

Table 17 provides local property tax rates, effective as of 2025.

**Table 17: Local Property Tax Rates, effective 2025**

	Residential	Non-residential (incl. M&E)	Farmland	Small Business
Municipal	0.0027718	0.0083567	0.0045617	0.0062676
Seniors	0.0001415	0.0001415	0.0001415	0.0001415
School	0.0028053	0.0033997	0.0028053	0.0033997

Source: Clearwater County.



## Federal and Provincial Income Tax Rates

Tables 18 and 19 provide federal and provincial corporate tax rates, while Table 21 provides income tax data. Please note that within Table 18, Alberta provides a manufacturing and processing tax credit that effectively reduces the corporate tax rate on the corporation's Canadian manufacturing and processing profits earned in the province to 10%.



**Table 18: Combined Corporate Taxes – General Corporation**

Corporate Tax Rates – Non-Canadian Controlled	2025
<b>Combined Federal and Provincial</b>	<b>%</b>
General/Manufacturing and Processing/Investment	25.0
General; Active Business Income	26.5

Source: Revenue Canada.

**Alberta's Goods and Services Tax (GST) Rate for 2025 is 5%.**

**Table 19: Corporate Taxes – Canadian Controlled**

Corporate Tax Rates - Canadian Controlled	2025
<b>Combined Federal and Provincial</b>	<b>%</b>
Small Business Income up to \$500,000	12.2
General; Active Business Income	26.5
Investment Income	50.2

Source: Revenue Canada.

Within Table 20, Marginal tax rate for dividends is a percentage of actual dividends received (not grossed-up taxable amount). Marginal tax rate for capital gains is a percentage of total capital gains (not taxable capital gains). Gross-up rate for eligible dividends is 38%, and for non-eligible dividends is 15%.

**Table 20: Personal Income Tax, 2025**

2025 Taxable Income	Other Income	Capital Gains	Canadian Dividends	
			Eligible	Non-Eligible
first \$57,375	22.50%	11.25%	-0.88%	12.98%
over \$57,375 up to \$60,000	28.50%	14.25%	7.40%	19.88%
over \$60,000 up to \$114,750	30.50%	15.25%	10.16%	22.18%
over \$114,750 up to \$151,234	36.00%	18.00%	17.75%	28.51%
over \$151,234 up to \$177,882	38.00%	19.00%	20.51%	30.81%
over \$177,882 up to \$181,481	41.31%	20.66%	25.08%	34.62%
over \$181,481 up to \$241,974	42.31%	21.16%	26.46%	35.77%
over \$241,974 up to \$253,414	43.31%	21.66%	27.84%	36.92%
over \$253,414 up to \$362,961	47.00%	23.50%	32.93%	41.16%
over \$362,961	48.00%	24.00%	34.31%	42.31%

*Marginal tax rate for dividends is a % of actual dividends received (not grossed-up taxable amount).*

*Marginal tax rate for capital gains is a % of total capital gains (not taxable capital gains).*

*Gross-up rate for eligible dividends is 38%, and for non-eligible dividends is 15%.*

Basic Personal Amount		
Level	2025 Amount	2025 Tax Rate
Federal	\$14,543	14.5%
Alberta	\$22,323	8%

Source: [Tax Tips](#).

## Water/Wastewater and Waste Management

---

Clearwater County owns and maintains three communal sewer systems within the Hamlets of Leslieville, Condor, and Nordegg town site.

In the Hamlets the wastewater is collected by a gravity feed to the lift stations where it is then pumped to the lagoons located outside the hamlets.

Clearwater County has recently commissioned commercial septic receiving stations at the lagoon sites, located on the outskirts of Nordegg, and within Leslieville. A new automated system has been implemented to serve residents and commercial users with varying needs. The new wastewater receiving system simplifies septage management and station payments.

Municipal sewer service is not available in most rural areas.

Similarly, municipal water service is not available in most areas of the County so you will have to locate an alternative supply, most commonly a water well. Clearwater County has one standalone bulk water filling station located in the townsite of Nordegg. A new automated system has been implemented to serve residents and commercial users with varying volume needs. This new system simplifies management of station payments and controls the community's water supply.



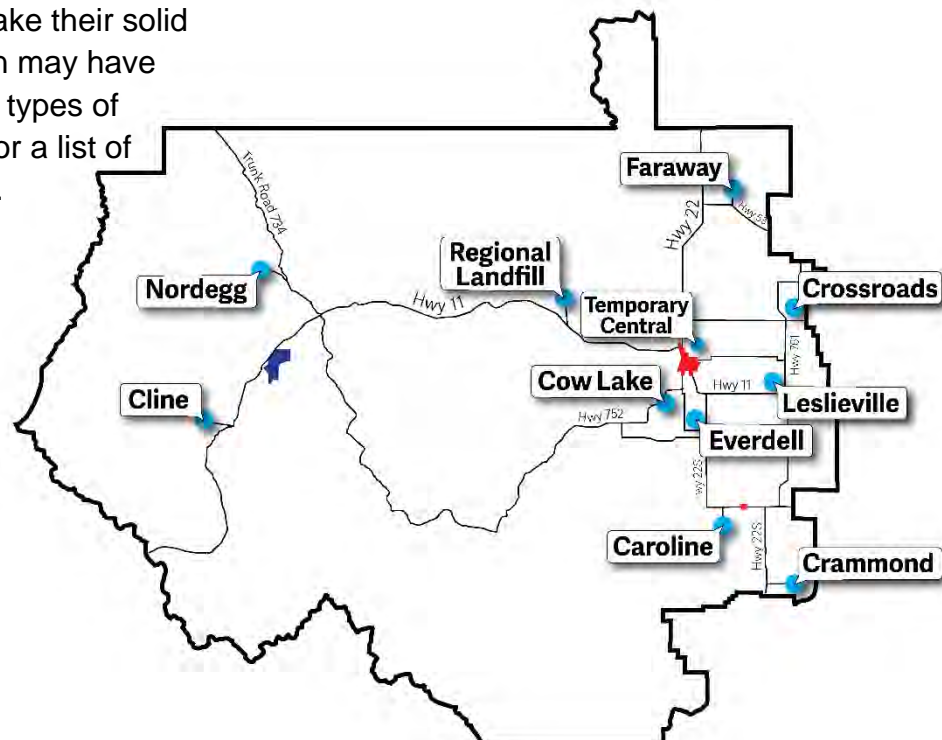
# 2025 Community Profile

Clearwater County does not provide household waste removal. As of April 1, 2021, residents of Clearwater County, and non-residents, can fill out an application form and receive access cards for use at the Clearwater Regional Landfill and Clearwater County Solid Waste & Recyclables Transfer Stations. Effective January 1, 2025, residents of the Village of Caroline, now incorporated into the new municipality, will be eligible to receive a free Solid Waste Disposal Access Card.

The Solid Waste Disposal Access Card allows for drop off of recyclables and disposal of residential and light agricultural waste at both the transfer stations and the Clearwater Regional Landfill (excluding recyclables) for no additional costs. All other over-sized loads and/or commercial loads will still incur fees, at the Clearwater Regional Landfill, in accordance with Bylaw 1105/21 Solid Waste and Recycling Services.

For more information, visit [clearwatercounty.ca](http://clearwatercounty.ca)

Clearwater County has a Regional Landfill and ten transfer stations that residents can take their solid waste and recyclables. Each location may have restrictions or limitations for different types of recycling. Please refer to [this chart](#) for a list of acceptable material at each location.



# 2025 Community Profile

See below or [click here](#) for a downloadable pdf version of Transfer Station Hours.

**Table 21: Landfill and Tipping Fees**

Station	Location	Summer Hours (April 15 - October 15)	Winter Hours (October 16 - April 14)
<b>Regional Landfill</b>	NE 12-40-09-W5M Off Highway 11	Monday to Friday: 8 AM to 4 PM	
<b>Temporary Central</b>	NE 03-40-7-W5M East Off Highway 22 North	Tuesday: 7:30 AM to 6 PM Wednesday to Saturday: 8 AM to 4 PM	
<b>Everdell</b>	SE 3-38-7-W5 West Off Highway 22 South	Sunday: 9 AM to 1 PM Wednesday: 1:30 PM to 5 PM	Sunday: 10 AM to 1 PM Wednesday: 1:30 PM to 5 PM
<b>Cow Lake</b>	SE 26-38-8-W5 On Highway 752	Sunday: 1:30 PM to 5 PM Wednesday: 9 AM to 1 PM	Sunday: 1:30 PM to 5 PM Wednesday: 10 am to 1 PM
<b>Crammond</b>	SW 16-35-5-W5 On Highway 22	Sunday: 1:30 PM to 5 PM Tuesday: 9 AM to 1 PM Wednesday: 9 AM to 1 PM Saturday: 9 AM to 1 PM	Sunday: 1:30 PM to 5 PM Tuesday: 10 AM to 1 PM Wednesday: 10 AM to 1 PM Saturday: 10 AM to 1 PM
<b>Caroline</b>	SW 18-36-6-W5 South Off Highway 22	Sunday: 9 AM to 1 PM Tuesday: 1:30 PM to 5 PM Wednesday: 1:30 PM to 5 PM Saturday: 1:30 PM to 5 PM	Sunday: 10 AM to 1PM Tuesday: 1:30 PM to 5 PM Wednesday: 1:30 PM to 5 PM Saturday: 1:30 PM to 5 PM
<b>Crossroads</b>	SE 26-40-5-W5 On Highway 12	Thursday: 9 AM to 5 PM Saturday: 1:30 PM to 5 PM	Thursday: 10 AM to 5 PM Saturday: 1:30 PM to 5 PM
<b>Cline*</b>	26/27-37-18-W5 West On Highway 11	Open April 15 to October 15	
<b>Leslieville</b>	SE 2-39-5-W5 Highway 11 and Highway 761	Tuesday: 9 AM to 5 PM Wednesday: 9 AM to 5 PM Saturday: 9 AM to 1 PM	Tuesday: 10 AM to 5 PM Wednesday: 10 AM to 5PM Saturday: 10 AM to 1PM
<b>Nordegg</b>	SW 32-40-15-W5 On Trunk Road 734	Sunday: 11 AM to 4 PM Monday: 10 AM to 2 PM Wednesday: 11 AM to 4 PM	
<b>Faraway</b>	NE 10-43-6-W5 On Highway 53	Tuesday: 10 AM to 2 PM Saturday: 10 AM to 1 PM	

Source: <https://www.clearwatercounty.ca/p/garbage-and-recycling-information>

## Electricity and Natural Gas

### Electricity Service Provider: Fortis Alberta

In Clearwater County, Fortis Alberta and Blue Mountain Power Co-op are the providers of the electrical infrastructure, but there are numerous retailers that residents and businesses may purchase their services from. For a complete list of retailer and price comparisons, please visit the [Utilities Consumer Advocate website](#).

#### Fortis Alberta Head Office:

320 - 17 Avenue SW  
 Calgary, Alberta, T2S 2V1  
**P:** 403.310.8043  
[fortisalberta.com](http://fortisalberta.com)

#### Local Branch:

100 Poplar Street  
 Red Deer County, Alberta  
 T4E 1B4  
**P:** 403-554-2608

**Table 22: Fortis Electrical Commercial Rates (Effective January 2025)**

Transmission Charges			
Component	Billing Unit	kW Rate	kVa Rate
System Usage Charge	Peak Metered Demand (in kW or kVa)	\$0.146925 /kW-day	\$0.1322325 /kVA-day
Capacity Charge	kW (or kVa) of Capacity	\$0.112439 /kW-day	\$0.1011951 /kVA-day
Variable Charge	kWh	\$0.007239 /kWh	
Transmission Charges			
Component	Billing Unit	kW Rate	kVa Rate
System Usage Charge	Peak Metered Demand (in kW or kVa)	\$0.154816 /kW-day	\$0.1393344 /kVA-day
Local Facilities Charge	kW (or kVa) of Capacity	\$0.280322 /kW-day	\$0.2522898 /kVA-day
Service Charge	Daily	\$1.094781 /day	

Source: [Fortis Alberta](#)

**Electricity Service Provider: Blue Mountain Power Co-op**

**Table 23: Blue Mountain Electrical Fixed Rates (Effective 2025)**

Contract	Rate (\$/kWh)	Term Length	Term
25C - Farm/Residential	\$0.09966	1 Year	Feb 1, 2025 to Jan 31, 2026
25D - Commercial	\$0.10966	1 Year	Feb 1, 2025 to Jan 31, 2026
25A - Farm/Residential	\$0.09988	2 Year	Jan 1, 2025 to Dec 31, 2026
25B - Commercial	\$0.10988	2 Year	Jan 1, 2025 to Dec 31, 2026
25E - Farm/Residential	\$0.10892	3 Year	Sep 1, 2025 to Aug 31, 2028
25F - Commercial	\$0.11892	3 Year	Sep 1, 2025 to Aug 31, 2028

Source: <https://www.bluemountainpower.coop/energy-rates/>

**Table 24: Blue Mountain Electrical Wholesale Rates (Effective 2025)**

Month/Year	Wholesale Variable Rate (\$/kWh)
July 2025	\$0.035349
June 2025	\$0.052582
May 2025	\$0.045315
April 2025	\$0.034728
March 2025	\$0.036177
February 2025	\$0.062313
January 2025	\$0.032439
December 2024	\$0.028006
November 2024	\$0.080165
October 2024	\$0.061817
September 2024	\$0.049959
August 2024	\$0.037773

Source: <https://www.bluemountainpower.coop/energy-rates/>

**Blue Mountain Power Co-op  
Head Office:**

4920 - 43 Street, PO Box 1538  
Rocky Mountain House, Alberta  
T4T 1B2

**P:** 403.310.7697

**E:** [bmpc@bmpower.coop](mailto:bmpc@bmpower.coop)  
[bluemountainpower.coop/](https://www.bluemountainpower.coop/)

## Natural Gas Service Provider: Rocky Gas CO-OP Ltd.

In Clearwater County, Rocky Gas Co-op is the main provider of natural gas services. The following table provides distribution service rates.

**Table 25: Natural Gas Distribution - Service Rates (Effective 2025)**

Distribution Rates	
Co-op Distribution Cost	\$2.82 Per Gigajoule
Co-op Operating Charge	\$32.00 Per Month *
Urban Service Installation **	\$ 5,300.00
Rural Service Installation **	\$ 7,300.00
Commercial Service Installation (Contract or actual cost if greater)	\$ 8,000.00
New Service (Infill) Construction Financing	7.95% for 2025/2026

\* The Operating Charge is to defer some operating costs and does not include calls for service or repair. These items are billed separately.

\*\* Urban and Rural Service Installation Price include installation, GST, and \$1.00 Co-op Membership fee.

Source: <https://www.rockygas.ca/rates.htm>



### Rocky Gas Co-Op Ltd.

Box 697  
Rocky Mountain House,  
Alberta, T4T 1A5

[info@rockygas.ca](mailto:info@rockygas.ca)

## Communication Infrastructure

Clearwater County's Broadband Internet project is underway, bringing reliable high-speed internet to the community. The network will operate as an Open Access platform—a shared infrastructure that allows multiple service providers to offer their services over the same fibre. This approach gives users the freedom to choose from various service providers and packages, which can lower costs for consumers and improve service quality. Open Access promotes competition, optimizes network resources, and ensures users have the power to select the services that best meet their needs.

As a community-owned network, the revenues generated will be reinvested locally, ensuring that ownership and control remain in the hands of Clearwater County residents. This self-sustaining model paves the way for business growth and improved services.

Clearwater County secured substantial grants from Innovation, Science, and Economic Development Canada and the Government of Alberta, covering up to 75% of the costs. This project is funded through the Universal Broadband Fund, a Canadian federal initiative with additional support from the Alberta provincial government. The funding aims to bring reliable, high-speed internet to rural and underserved areas within the county.

For more information, please visit the [Clearwater County Broadband website](#).



Clearwater County  
**Broadband**



Tables 26-28 presents communications infrastructure and service providers for the county.

**Table 266: Communications Infrastructure**

Company Name	Services Provided	Contact
Starlink	Satellite Internet	<a href="https://starlink.com/ca">starlink.com/ca</a>
Bell	Internet Cable Satellite TV Phone & Mobile	4900 Molly Bannister Drive Red Deer, Alberta, T4R 1N9 P: 403.755.7042
		5001 19 Street Red Deer, Alberta, T4R 3R1 P: 403.309.9400
		4747 67 Street Red Deer, Alberta, T4N 6H3 P: 403.755.7020  <a href="https://bell.ca/">bell.ca/</a>
Telus	Internet Cable Phone & Mobile	7434 50 Avenue Red Deer, Alberta, T4P 1X7 P: 403.347.0777
		5125 76A Street Close Red Deer, Alberta, T4P 3M2 P: 403.346.2355
		4747 67 Street Red Deer, Alberta, T4N 6H3 P: 403.309.4300
		4900 Molly Banister Drive Red Deer, Alberta, T4R 1N9 P: 403.309.2700  <a href="https://telus.com">telus.com</a>

# 2025 Community Profile

Company Name	Services Provided	Contact
Rogers (Shaw, Comwave)	Internet Cable Satellite TV Phone & Mobile	4900 Molly Banister Drive Unit 149B Red Deer, Alberta, T4R 1N9 P: 403.314.5500 <a href="http://rogers.com">rogers.com</a>
Xplornet	Wireless Internet	P: 1.877.969.3152 <a href="http://xplore.ca">xplore.ca</a>
TekSavvy	Internet Streaming TV Digital Home Phone	P: 1.888.304.1722 <a href="http://teksavvy.com">teksavvy.com</a>

Source: Clearwater County

**Table 27: Local Media**

Media	Contact
The Albertan	<a href="http://thealbertan.com/sundre-news">thealbertan.com/sundre-news</a>
The Mountaineer	<a href="http://rock-e.ca/">rock-e.ca/</a>
The Western Star	<a href="http://thewesternstar.net/">thewesternstar.net/</a>
Red Deer Advocate	<a href="http://reddeeradvocate.com">reddeeradvocate.com</a>
Red Deer Express	<a href="http://reddeerexpress.com">reddeerexpress.com</a>

Source: Clearwater County

**Table 28: Radio Stations**

Media	Frequency
B94 - CHBW -FM (Rocky Mountain House)	94.5 FM
Shine FM – CKRD-FM (Red Deer)	90.5 FM
Sunny 94 – CKRD-FM (Lacombe)	94.1 FM
Real Country 95.5 – CKGY-FM (Red Deer)	95.5 FM
98.9 Zed FM – CIZZ-FM (Red Deer)	98.9 FM
X100.7 – CKRI-FM (Red Deer)	100.7 FM
Big 105 – CHUB-FM (Red Deer)	105.5 FM
106.7 The Drive – CFDV-FM (Red Deer)	106.7 FM
KRAZE 101.3 - CKIK-FM (Red Deer)	101.3 FM

Source: Clearwater County.



## Building and Development



### Incentives for Businesses

- ✓ No provincial sales tax
- ✓ No payroll taxes
- ✓ No inventory taxes
- ✓ No off-site levies

### Clearwater County Heritage Grant

The Clearwater County Heritage Grant (CCHG) aims to support community efforts to interpret, recognize and celebrate our local heritage. Residents and organizations based in Clearwater County are eligible to apply for the CCHG for a project in Clearwater County. The focus of the grant is on projects that interpret, recognize or celebrate Clearwater County heritage.

For more information and to apply, visit the [Clearwater County website](#).

### Doing Business in Clearwater County

Developers and businesses move to Clearwater County to take advantage of our growing rural-urban community which is located in the southeastern slopes of the Rockies.

Our planning staff is knowledgeable with respect to municipal land use planning issues and can help you with any proposals you may have. Whether you wish to subdivide your property, build a new house, shop or other structure, or you wish to start a business in Clearwater County, they can advise you of whether such development conforms to planning legislation or what steps are required to present a proposal for consideration before the Municipal Planning Commission, the Subdivision and Development Appeal Board or Council.

For further information, please contact:

**Planning and Development**

47 Avenue, Box 550  
Rocky Mountain House, Alberta  
T4T 1A4

**P:** 403.845.4444

**E:** [planning@clearwatercounty.ca](mailto:planning@clearwatercounty.ca)

## Development Related Fees

Table 29 provides building permit fee structure information for Clearwater County.

**Table 29: Planning and Development Permit Fees, 2025**

Development Permits	Fee
Standard Permitted	\$150.00
Standard Discretionary	\$250.00
Commercial/Industrial/Renewable/Other	\$500.00
Home-Based Business (Home Occupation)	\$250.00
Resort/Campground	\$500.00
Recreation/Golf Course	\$500.00
Natural Resource/Aggregate Extraction	\$1,000.00
Variances (additional to costs above if required)	\$100.00
Signage Fee (Signs, Billboard, Electronic message board)	\$100.00

Source: [Clearwater County](#)

Short Term Rentals	Fee
Short Term Rental Fee - Entire Dwelling	\$250.00
Short Term Rental Fee - Portion of Dwelling	\$150.00
Short Term Rental Fee Refund	No Refund after Processing

Source: [Clearwater County](#)

Subdivision	Fee
Application Base Fee	\$500.00
Lot Fee	\$150.00
Endorsement Fees - Per Lot	\$300.00
Rural Address Sign - New Subdivisions	\$150.00
<b>Subdivision Time Extension</b>	
First Time Request	\$100.00
Additional Requests	\$200.00
<b>Subdivision Refunds</b>	
Prior to Circulation	100% refund of fee
After Circulation	75% refund of fee
After Site Inspection	No Refund

Source: [Clearwater County](#)

Real Property Report	Fee
Real Property Report – Compliance Request	\$80.00

Source: [Clearwater County](#)

Land Use Amendment	Fee
<b>Change Land Use District to: Residential &amp; Agriculture Uses</b>	
A, CR, CRA, CRMI, HR, LR, NRR, NTR, NR-2, NLR, NLDR, NMUR, NMH, RR, RE, IA	\$500 + \$100 per lot

Land Use Amendment	Fee
<b>Change Land Use District to: Industrial/Commercial/Institutional/Direct Control</b>  LI, P, HD, HC, I, MHP, NSC, NHC, NI, NPI, RF, DC	\$1,000 + \$35 per acre
<b>Land Use Amendment Refunds</b>	
After First Reading	50% refund of fee
After Public Hearing	No Refund

Source: [Clearwater County](#)

Appeals	Fee
Development Permit Appeal*	\$400.00
Subdivision Permit Appeal*	\$400.00
Stop Order Appeal*	\$800.00

\* Appeal fees are non-refundable. However, should the appeal be withdrawn before six working days (i.e. working days do not include Saturdays, Sundays or holidays) of the scheduled date of appeal where the date of the appeal is deemed to be one of the six days, the appeal fee will be 75 percent refunded.

Source: [Clearwater County](#)

Creation/Amendments to Plans	Fee
Application to adopt an Area Structure Plan	\$2,500.00
Application to adopt Conceptual/Outline Plan	\$1,000.00
Application to Amend Statutory Plan or LUB Textual Amendments	\$1,000.00

Source: [Clearwater County](#)

Deposits	Fee
Fence Security (NMH)	\$2,000.00
Utility Connection Fee (HR or NMH)	Per Water and Sewage Bylaw
Approach Security (Single Access)	\$6,000
Approach Security (Joint Access)	\$7,500
Architectural Control and Infrastructure Security (NSC, NMUR, NLDR)	\$2,000

Source: [Clearwater County](#)

Other	Fee
Road Closure	\$700.00
Discharge of Caveat on Title	No Fee
Telecommunication Antenna System (Tower)	No Fee

Source: [Clearwater County](#)

Printing/Document Fees	Fee
Land Use Bylaw (Text Only)	\$20 per copy (plus G.S.T.)
Land Use Bylaw (Text and Color Maps)	\$50 per copy (plus G.S.T.)
Municipal Development Plan (Text Only)	\$15 per copy (plus G.S.T.)
Aerial Photo	\$15.00
Corporate Search	\$24 per search (plus G.S.T.)

Source: [Clearwater County](#)

Penalties	Fee
General Offences Contrary to the Land Use Bylaw	Per Land Use Bylaw
Legalization of Development without Permit	Double the Fee
<b>Short Term Rentals</b>	
First Offence	\$200.00
Second Offence	\$400.00
Third & Subsequent	\$800.00

Source: [Clearwater County](#)

Demolition	Fee
Demolition Permit	\$50.00

Source: [Clearwater County](#)



## Business Parks and Land Inventory

---

### Metaldog Industrial Subdivision

Metaldog Industrial Subdivision is located on the east side of Range Road 72 (Airport Road), 6 km north of Rocky Mountain House and is ready for development. Zoned for Light Industrial, and serviced with 3 Phase power and natural gas to property lines. It is situated on a ban-free road and located within a mile of Alberta's High Load Corridor (Highway 11), 2.5 kilometres from Highway 22, and 1km south of the Rocky Mountain House Airport.

### Gateway Industrial Subdivision

The Gateway Industrial Subdivision is south of Rocky Mountain House and is located just off of Highway 11, within 1 hour from the Rocky Mountain House Airport. It has electricity and natural gas, zoned for Light Industrial use.

### Nordegg Industrial Park

The Nordegg Industrial Park is located on the gravel Forestry Truck Road and is 3 km off of Highway 11 in a relatively rural area. There is electricity to the property line and the internal road network is a gravel surface. There are no other services available in the industrial park.

### Caroline Industrial Park

Located within the Village of Caroline, the Caroline Industrial Park is zoned for Light Industrial use and offers electric and natural gas hookups and paved road access. Being located within the village offers an enhanced quality of life for potential employees.

### Alberta Regional Dashboard & Site Selector

#### Alberta's Site Selector Tool

is a user-friendly tool combining available property listings in communities across Alberta with insights on local economic conditions, industry data and proximity to crucial infrastructure like rail terminals and power lines. It is helping investors from around the world find available properties in Alberta that are suited to their unique needs.

## Business Support Programs and Services



### Rocky Mountain House & District Chamber of Commerce

Rocky Mountain House & District Chamber of Commerce is an association of businesspeople and merchants promoting business and continued growth in the community. Over 250 members strong, the Chamber brings businesses together to act as one voice.

Members get access to educational seminars and workshops, potential business prospects through monthly meetings and luncheons, and receive website exposure through the Chamber's website, as well as other value-added benefits for doing business.

The Chamber can be reached at:

5406 – 48 Street, Box 1374  
Rocky Mountain House, Alberta, T4T 1B1  
P: 403.845.5450  
E: [admin@rockychamber.org](mailto:admin@rockychamber.org)

The County's Economic Development team is dedicated to supporting businesses at every step. From personalized concierge services to expedited permitting processes, the focus is on creating a smooth and efficient path for business operations. Clearwater County is committed to fostering company growth and development.

### Economic Development

P: 403.845.4444

E: [ecdev@clearwatercounty.ca](mailto:ecdev@clearwatercounty.ca)



Clearwater County businesses are able to access Community Futures Central Alberta, an organization that play a vital role supporting businesses through financing, planning and advisory services, and access to flexible lending. Across 2023, Community Futures organizations across Alberta disbursed nearly \$18.5 million in loans, supporting over \$1,000 jobs and nearly 1,000 economic development projects.



Central Alberta Regional Innovation Network (CARIN) connects entrepreneurs with expert mentorship, access to funding streams, and specialized programming that helps businesses bring new ideas to market. By fostering a culture of innovation and removing barriers to commercialization, CARIN empowers Central Alberta's business community to compete on a national and global scale.

## National, Provincial and Municipal Support

The following organizations support businesses by facilitating commercialization, workforce development, research and development, export growth and, raising capital funding. For a complete list of funding, grants and tax credits available to businesses locating in Clearwater County please see the **Appendix B**.

**Table 30: National and Provincial Support Organizations**

Name	Contact	URL
Federation of Canadian Municipalities	24 Clarence Street Ottawa, Ontario, K1N 5P3 613.241.5221	<a href="http://fcm.ca/home.htm">fcm.ca/home.htm</a>
Futurpreneur Canada	1550 5 Street SW Suite 200 Calgary, Alberta, T2R 1K3 403.389.3789	<a href="http://futurpreneur.ca/en/">futurpreneur.ca/en/</a>
Business Development Bank of Canada	548 Laura Avenue Suite 100, Office #2 Red Deer, Alberta, T4E 0A5 1.888.463.6232	<a href="http://bdc.ca/en/pages/home.aspx">bdc.ca/en/pages/home.aspx</a>
Prairies Economic Development Canada (PrairiesCan)	1500-9700 Jasper Avenue Edmonton, Alberta, T5J 4H7 780.495.4164	<a href="http://canada.ca/en/prairies-economic-development.html">canada.ca/en/prairies-economic-development.html</a>
Business Link	#202 10526 Jasper Avenue Edmonton, Alberta, T5J 1Z7  #200 1550 5 Street SW Calgary, Alberta, T2R 1K3  780.422.7722	<a href="https://businesslink.ca/">https://businesslink.ca/</a>
Export Development Canada	Online Only	<a href="http://edc.ca/en/Pages/default.aspx">edc.ca/en/Pages/default.aspx</a>

# 2025 Community Profile

Name	Contact	URL
The Prairies Business Service Network (PBSN)	Online Only	<a href="https://canada.ca/en/prairies-economic-development/corporate/contact/prairies-business-service-network.html">canada.ca/en/prairies-economic-development/corporate/contact/prairies-business-service-network.html</a>
Community Futures Network of Alberta	PO Box 9014 Sylvan Lake, Alberta T4S 1S6 403.851.9995	<a href="https://albertacf.com/">https://albertacf.com/</a>
Innovation, Science and Economic Development Canada	Online Only	<a href="https://ic.gc.ca/eic/site/icgc.nsf/eng/home">ic.gc.ca/eic/site/icgc.nsf/eng/home</a>
Economic Developers Association of Canada	1100 South Service Road Suite 205 Stoney Creek, Ontario L8E 0C5 289.649.1771	<a href="https://edac.ca/">edac.ca/</a>
Canada Post	12135 149 Street NW Edmonton, Alberta, T5L 5H2 780.945.2600	<a href="https://canadapost.ca">canadapost.ca</a>
Fundica	1117 Rue Sainte-Catherine Montreal, Quebec H3B 1H9 <a href="mailto:contact@fundica.com">contact@fundica.com</a> 1.855.386.3422	<a href="https://fundica.com/">fundica.com/</a>
CoopZone	123 Slater Street, Suite 610 Ottawa, Ontario, K1P 5H2 <a href="mailto:info@coopzone.org">info@coopzone.org</a>	<a href="https://coopzone.org/home">coopzone.org/home</a>
Tools and Financing for Aboriginal Business	2 Berkeley Street, Suite 202 Toronto, Ontario, M5A 4J5 <a href="mailto:tfab@ccab.com">tfab@ccab.com</a> 416.961.8663	<a href="https://ccab.com/tfab/">ccab.com/tfab/</a>

Table 31 presents information for relevant local and regional support organizations.

**Table 31: Local/Regional Support Organizations**

Name	Contact	URL
Manufacturing and Export Enhancement Cluster	100 Donald Boulevard Box 5005 Red Deer, Alberta, T4N 5H5 587.413.0506 <a href="mailto:info@meecluster.ca">info@meecluster.ca</a>	<a href="http://Meecluster.ca">Meecluster.ca</a>
Inno-Tech Alberta	<p><b>Edmonton Research Park</b> 250 Karl Clark Road Edmonton, Alberta, T6N 1E4 780-450-5111</p> <p><b>Calgary Research Park</b> 3608 – 33 Street NW Calgary, Alberta, T2L 2A6 403-210-5222</p>	<a href="http://innotechalberta.ca/">innotechalberta.ca/</a>
Business Link	#202 10526 Jasper Avenue Edmonton, Alberta, T5J 1Z7  #200 1550 5 Street SW Calgary, Alberta, T2R 1K3  780.422.7722	<a href="http://businesslink.ca/">businesslink.ca/</a>
Alberta Women Entrepreneurs	308-10310 Jasper Avenue Edmonton, Alberta, T5J 2W4  1-800-713-3558 <a href="mailto:info@awebusiness.com">info@awebusiness.com</a>	<a href="http://awebusiness.com/">awebusiness.com/</a>
Red Deer Construction Association (RDCA)	7471 Edgar Industrial Bend, Red Deer, Alberta, T4P 3Z5 403-346-4846 <a href="mailto:info@rdca.ca">info@rdca.ca</a>	<a href="http://rdca.ca/">rdca.ca/</a>

# 2025 Community Profile

Community Futures Central Alberta	5013 – 49 Avenue, Red Deer, Alberta, T4N 3X1 403.342.2055	<a href="http://central.albertacf.com/">central.albertacf.com/</a>
Economic Development Alberta	Suite 127 #406, 917-85 Street SW Calgary, Alberta, T3H 5Z9 1-866-671-8182	<a href="http://edaalberta.ca/">edaalberta.ca/</a>
Alberta Chambers of Commerce, AB	#714 Ledgeview 9707 110 St NW Edmonton, Alberta, T5K 2L9 780-425-4180	<a href="http://abchamber.ca/">abchamber.ca/</a>
Alberta Innovates	1500, 10104 – 103 Avenue Edmonton, Alberta, T5J 0H8 780-423-5727	<a href="http://albertainnovates.ca/">albertainnovates.ca/</a>
Prairies Economic Development Canada	1500-9700 Jasper Avenue Edmonton, Alberta, T5J 4H7 780-495-4164 <a href="mailto:WD.contactus-contactez-nous.DEO@prairiescan.gc.ca">WD.contactus-contactez-nous.DEO@prairiescan.gc.ca</a>	<a href="http://canada.ca/en/prairies-economic-development.html">canada.ca/en/prairies-economic-development.html</a>
Alberta's agri-food industry	<p><b>Calgary Team</b> Suite 3230 308 – 4th Avenue SW Calgary, Alberta, T2P 0H7</p> <p><b>Edmonton Team</b> Suite 701, 10250 – 101 Street Edmonton, Alberta, T5J 3P4</p> <p>1-877-733-5557 <a href="mailto:info@investalberta.ca">info@investalberta.ca</a></p>	<a href="http://investalberta.ca/agriculture/">investalberta.ca/agriculture/</a>

# 2025 Community Profile

Central Alberta Economic Partnerships	<p>Located in Community Futures Central Alberta</p> <p>5013 49 Avenue Red Deer, Alberta, T4N 3X1</p> <p>587-447-2237 <a href="mailto:info@investcentralalberta.ca">info@investcentralalberta.ca</a></p>	<a href="http://Investcentralalberta.ca">Investcentralalberta.ca</a>
Central Alberta Regional Innovation Network (CARIN)	<p>Located in Olds College of Agriculture and Technology</p> <p>4500 50 Street Olds, Alberta, T4H 1R6</p> <p>587-876-3490</p>	<a href="http://ca-rin.ca/">ca-rin.ca/</a>
Alberta Small Business Resources	780-422-7722	<a href="http://smallbusiness.alberta.ca/">smallbusiness.alberta.ca/</a>
Rocky Mountain House & District Chamber of Commerce	<p>5406 – 48 Street, Box 1374 Rocky Mountain House, Alberta, T4T 1B1</p> <p>403-845-5450 <a href="mailto:admin@rockychamber.org">admin@rockychamber.org</a></p>	<a href="http://rockychamber.org/">rockychamber.org/</a>
Agriculture Financial Services Corporation (AFSC)	<p>5718 - 56 Avenue Lacombe, Alberta, T4L 1B1</p> <p>403.782.8200</p>	<a href="http://afsc.ca/about-afsc/">afsc.ca/about-afsc/</a>
Alberta Agriculture and Irrigation	403.310.3276	<a href="http://alberta.ca/agriculture-and-irrigation">alberta.ca/agriculture-and-irrigation</a>
Alberta Economic Dashboard	Online Only	<a href="http://economicdashboard.alberta.ca/">economicdashboard.alberta.ca/</a>
Alberta Jobs, Economy, Trade and Immigration	<p>310-0000 (in Alberta) 780-427-2711 (outside Alberta)</p>	<a href="http://alberta.ca/jobs-economy-trade-and-immigration">alberta.ca/jobs-economy-trade-and-immigration</a>

## Post-Secondary Education, Employment and Training

The following are only a subset of the many recognized universities and colleges in the region. A comprehensive list of Alberta colleges and universities can be found [here](#).

**Table 32: Education, Employment and Training Centres**

Institution Name	Key Programs	Contact
Clearwater College	Biblical Studies	Caroline, AB <a href="http://clearwatercollege.com/">clearwatercollege.com/</a>
Rocky Community Learning Council	Literacy, high school upgrading, accounting and Microsoft software programs, part of the Campus Central Alberta network which has online diploma and certificate programs	4934 50 St, Rocky Mountain House, AB <a href="http://rockyclc.ab.ca/">rockyclc.ab.ca/</a>
Burman University	35 major or track choices in bachelor's degree programs in their Division of Arts, Division of Science, School of Business, and School of Education.	6730 University Drive, Lacombe, Alberta T4L 2E5 403.782.3381 <a href="http://burmanu.ca">burmanu.ca</a>
Red Deer Polytechnic	Red Deer Polytechnic offers more than 100 different credit programs, housed in seven Schools: trades, certificates, diplomas, graduate certificates and applied degrees	100 College Blvd, Red Deer, Alberta, T4N 5H5 403.342.3300 <a href="http://rdpolytech.ca">rdpolytech.ca</a>
Olds College	Delivers a variety of certificate, diploma and applied degree options as well as trades and apprenticeship training.	4500 50 St, Olds, Alberta 403.556.8281 <a href="http://oldscollege.ca">oldscollege.ca</a>
Lokken College	Certified programs include Occupation-Specific skills a work internship and 6 months of follow-up support (after you	302 – 5201 51 Ave Wetaskiwin, AB

	are employed). Certifies retail hospitality and industrial workers.	
Norquest College	Offer workforce-relevant programs across a wide range of disciplines: health, business, community studies, environment	5502 49 Ave Wetaskiwin, AB
Burman University	Offers over 35 major or track choices in bachelor degree programs in Division of Arts, Division of Science, School of Business, and School of Education.	6730 University Drive Lacombe, AB
Northern Alberta Institute of Technology (NAIT)	Over 200 degree, diploma and certificate programs in the areas of business, applied sciences and technology, health and life sciences, and skilled trades.	11762 106 St Edmonton, AB
Concordia University of Edmonton	The university has five faculties and two schools: Faculty of Arts, Faculty of Education, Faculty of Graduate Studies, Faculty of Management, Faculty of Science, School of Physical Education and Wellness, and School of Music. The university offers 45 majors and minors in the fields of Arts, Science and Management; two after-degree programs, three master's degrees, and several graduate certificates and diplomas.	7128 Ada Blvd NW, Edmonton, AB
CDI College	Business, healthcare and legal studies; professional development opportunities.	5000 Gaetz Ave, Red Deer, AB

Source: McSweeney and Associates and Clearwater County.

Table 33 presents information on Skills, Training and Workforce development Agencies within Clearwater County.

**Table 33: Skills, Training and Workforce Development Agencies**

Agency/Program	Services	Web
Rocky Learning Centre	Rocky Learning Centre supports lifelong learning and career development, including through high school equivalent and trades preparation (CAEC/GED prep). The Centre is also home to courses in computer basics, Microsoft Office applications, and financial literacy, to enhance digital skills/workplace competencies.	<a href="http://rockyclc.ab.ca/">rockyclc.ab.ca/</a>
Red Deer Polytechnic – Rocky Mountain House	Red Deer Polytechnic offers post-secondary programs in Rocky Mountain House through its partnership with Campus Alberta Central. These programs are delivered locally via the Rocky Learning Centre, providing students with access to accredited courses such as the Health Care Aide Certificate and Business Diploma.	<a href="http://rdpolytech.ca/events/campus-alberta-central-open-house-rocky-mountain-house">rdpolytech.ca/events/campus-alberta-central-open-house-rocky-mountain-house</a>

Source: Clearwater County

## Community Assets



### Quality of Life

Clearwater County encompasses 7,217.41 sq miles or 18,691.65 sq. kilometers of beautiful prairie and mountainous land in west central Alberta. The topography of the County can be described as Boreal Forest with the eastern section going to Parkland and western section to mountainous terrain, dispersed with numerous creeks, rivers and lakes with associated wetland areas.

Clearwater County meets both the Banff and Jasper National Parks on its western edge. A solid management policy combined with wilderness areas and ecological reserves, makes it one of the top ten places in North America for viewing the flora and fauna as well as other sight seeing and eco-tourism opportunities.

Visitors from far and wide are discovering that Clearwater County is a premiere tourism destination offering something for everyone. Whether you are interested in hiking, camping, watersports, mountain biking, fishing, boating, climbing or hunting there is ample opportunity for you within our area.

## Social and Community Services

**Table 34: Social and Protective Services**

Protective Services		
Service	Service Provider	Contact
Fire	Rocky Mountain House Fire Department	911 4920 52 St, Rocky Mountain House, AB T4T 1E5 Business Hours: 403-845-4444 24-Hour On-Call Emergency: 403-845-2200
Police Services	Royal Canadian Mounted Police (RCMP) – Rocky Mountain House	4428 45 St, Rocky Mountain House, AB T4T 1P3 Administration: 403.845.2882 Complaint Line: 403.845.2881
Police Services	Royal Canadian Mounted Police (RCMP) – Sundre	215 - 6 Avenue NE, Sundre, AB T0M 1X0 Administration: 403.638.3675 Complaint Line: 403.638.3655
Police Services	Royal Canadian Mounted Police (RCMP) – Rimbey	Box 919, Rimbey, AB T0C 2J0 Administration: 403.843.2224 Complaint Line: 403.843.2223
Police Services	Royal Canadian Mounted Police (RCMP) – Innisfail	4904 - 45 Avenue, Innisfail, AB T4G 1N8 Administration: 403.227.3342 Complaint Line: 403.227.3341
Police Services	Clearwater County Highway Patrol	4920 52 St, Rocky Mountain House, AB T4T 1E5 Business Hours: 403-845-4444
Ambulance/Paramedics	Alberta Health Services	911

Emergency Shelters/Resource Centres		
Service	Service Provider	Contact
Family Service Centre	FCSS – Family & Community Support Services	Rocky Regional Recreation Centre 5332 50 St, Rocky Mountain House, AB T4T 1G7 (403) 845-3720
Family Service Centre	Aboriginal Neighbourhood Place Society	4917 - 52 Street, Rocky Mtn. House, AB, T4T 1B5 (403) 845-2788
Family Service Centre	O'Chiese Child Welfare	(403) 989-3949
Family Service Centre	Sunchild Child Welfare	(403) 989-3956 or (403) 989-3955
Family Service Centre	First Nations and Inuit Health Branch, Health Canada	Bighorn • 403-721-2262 Sunchild • 403-989-3962 O'Chiese • 403-989-3900
Housing Support	Metis Urban Housing	5840 - 60 Ave, Rocky Mountain House, AB 403-845-7077 • 403-846-1204 (C)
Resource and Support Centre	NADAP - National Native Addictions Drug Abuse Program	Cuisine Strawberry, O'Chiese (403) 989-3900 Mavis Redcalf, Sunchild (403) 989-3962 Jason Hunter, Bighorn Wesley First Nations (403) 721-2262
Resource and Support Centre	Alberta Alcohol and Drug Abuse Commission	(866) 332-2322
Resource and Support Centre	Burden Bearers Marriage and Family Counselling	(403) 845-3419
Resource and Support Centre	Native Counselling Service	(403) 347-4377

# 2025 Community Profile

Resource and Support Centre	GOEL Counselling Services	(403) 845-2033
Resource and Support Centre	Rocky Aboriginal Employment Services	Unit A, 5013 - 50 Street, RMH, AB, T4T 1A9 (403) 845-6405
Resource and Support Centre	Rocky Native Friendship Centre	4917 - 52nd St., Rocky Mountain House, AB T4T 1B4 (403) 845-2788
Resource and Support Centre	Sunchild Headstart Program	(403) 989-3909
Resource and Support Centre	Sunchild Social Services	(403) 989-3787
Resource and Support Centre	Yellowhead Community Corrections	(403) 989-2550
Resource and Support Centre	Barb Hudson - Life Coach	(403) 845-6099
Daycare	Sunchild Daycare	(403) 989-2467
Food Bank	The Lord's Food Bank	4923 52 St, Rocky Mountain House, AB T4T 1E3 (403) 845-7546

## Health Care Services

Resource	Service Provider Contact
Rocky Mountain House Health Centre	5016 52 Ave, Rocky Mountain House, AB T4T 1T2 (403) 845-3347 <a href="http://www.albertahealthservices.ca">www.albertahealthservices.ca</a>
Heritage Family Services	5817 60 Ave, Rocky Mountain House, AB T4T 1K2 (403) 871-3604 <a href="http://www.heritagefamilyservices.com">www.heritagefamilyservices.com</a>

Alberta Health Services - Mental Health	5016 52 Ave, Rocky Mountain House, AB T4T 1T2 (403) 844-5235 <a href="http://www.albertahealthservices.ca">www.albertahealthservices.ca</a>
Primary Care Network	4809 47 Ave, Rocky Mountain House, AB T4T 1A8 (403) 845-3050 <a href="http://www.rockypcn.com">www.rockypcn.com</a>
Dr. Bruce Rudkin (chiropractor)	4835 50 St, Rocky Mountain House, AB T4T 1A8 (403) 845-2111
Aspen Dental Clinic	5216 50 Ave, Rocky Mountain House, AB (403) 845-3111 <a href="http://www.aspen-dental.ca">www.aspen-dental.ca</a>
Burden Bearers Counselling Centre	5136 48 St, Rocky Mountain House, AB T4T 1M5 (403) 845-3419 <a href="https://www.burdenbearers.ca/">https://www.burdenbearers.ca/</a>
West Country Family Service Association	4934 50 St, Rocky Mountain House, AB T4T 1G7 (403) 845-2033 <a href="http://www.albertahealthservices.ca">www.albertahealthservices.ca</a>
Rocky Dental Clinic	5111 49 St, Rocky Mountain House, AB T4T 1B8 (403) 845-4476
Mountainview Dental Centre	5040A 50 St, Rocky Mountain House, AB V7J 1C6 (403) 845-7868 <a href="https://www.mountainviewdentalrocky.ca/">https://www.mountainviewdentalrocky.ca/</a>
Daniela L Roitberg Pro Corporation (Dentistry)	5010 50 Ave, Rocky Mountain House, AB T4T 1W9 (403) 845-3200
Rocky Eye Care Centre	5040 B - 50th Street, Rocky Mountain House, AB, T4T 1A5 (403) 845 2780 <a href="https://reddeereyecare.com">https://reddeereyecare.com</a>

# 2025 Community Profile

Best Optical & Glass Gallery	5010 50 Ave, Rocky Mountain House, AB T4T 1A9 (403) 845-6048
Eyes & Ears Optical & Hearing Co.	101 4809 47 Ave, Rocky Mountain House, AB T4T 1C8 (403) 871-2020 <a href="http://eyesandearsclinic.ca/">http://eyesandearsclinic.ca/</a>

Source: McSweeney & Associates and Clearwater County



## Education

Clearwater County is home to a host of educational opportunities. With public schools in the Town of Rocky Mountain House, the Village of Caroline and the hamlets of Leslieville and Condor, as well as Catholic schools in Rocky Mountain House there is something for everyone. Residents of Clearwater County have access to grades K-12, French immersion programming as well as a variety of adult education opportunities that can be accessed through the Rocky Learning Centre.

**Rocky Learning Centre**  
 4832 49 Street  
 Rocky Mountain House, Alberta  
 T4T 1C2

**P: 403-845-3276**  
[rockyclc.ab.ca/](http://rockyclc.ab.ca/)

### Wild Rose School Division

#### Elementary Schools

<a href="#">Caroline School (K-12)</a>	5027 48 Avenue Caroline, Alberta, T0M 0M0 (403) 722-3833
<a href="#">Charlotte Small Elementary School, Condor</a>	725 Condor Road Condor, Alberta, T0M 0P0 (403) 729-3868
<a href="#">Ecole Rocky Elementary (K-5, English and French)</a>	4703 50 Avenue, Rocky Mountain House, Alberta T4T 1B9 (403) 845-3541
Kootenay School Grades (6-9)	5821 65 Avenue Rocky Mountain House, Alberta T4T 1N6 (403) 845-2142
<a href="#">Lochearn Elementary School (K-5)</a>	5416 54 Street Rocky Mountain House, Alberta T4T 1S6 (403) 845-3721



<a href="#">Pioneer Middle School (6-8)</a>	5516 - 54 Street Rocky Mountain House, Alberta T4T 1S7 (403) 845-2468
<a href="#">Rocky Christian School (K-9)</a>	5204- 54 Avenue Rocky Mountain House, Alberta T4T 1S5 (403) 845-3516
Secondary Schools	
<a href="#">David Thompson High School</a>	305, Highway 761 Leslieville, Alberta, T0M 0P0 (403) 729-3930
Visions West Outreach School (10-12)	5406 - 48 Street (Hwy 11) (403) 844-2355
<a href="#">West Central High School (9-12)</a>	5506 - 50 Street Rocky Mountain House, Alberta T4T 1W7 (403) 845-3711

## Red Deer Catholic School Division

Elementary Schools	
<a href="#">St. Matthew Catholic School (K-8)</a>	5735 - 58 Street Rocky Mountain House, Alberta T4T 1S2 (403) 845-2836
Secondary Schools	
<a href="#">St. Dominic Catholic High School (9-12)</a>	5502 - 50 Street Rocky Mountain House, Alberta T4T 1W6 (403) 845-5313

## Clearwater County's Public Library

Clearwater County is served by the Parkland Regional Library system. Our libraries offer a variety of programming, including preschool programs, such as story-time for children; programs for older children and teens, such as summer reading clubs; and free computer and internet access for all library members. The Rocky Mountain House Public Library hosts a showcase cinema program in partnership with the Rocky Cinemas, which runs eight movies over the year. The Rocky library also houses a gallery space that hosts a different Canadian artist each month on an on-going basis.

In Clearwater County, you can access the libraries supported by the Parkland Regional Library at the following locations: **Village of Caroline Library, Rocky Mountain House Library, and Nordegg Library.**

## Recreational Facilities

The area is well known for its many natural attractions and its history. This includes Abraham Lake, Nordegg, the North Saskatchewan River, the Rocky Mountain House National Historic site, the Ya Ha Tinda, Crescent Falls, Siffleur Falls, and many mountains, rivers, lakes, and wilderness areas. Common activities include camping, hiking, OHV trails, horseback trail rides, canoeing, kayaking, and mountain climbing.

Below are facilities available to residents.



**Table 35: Recreation Facilities**

Name	Address
<b>Community Halls</b>	
Alhambra Community Centre	226 Alhambra Rd, Alhambra, AB T0M 0C0
Arbutus Community Centre	Township Rd 385, Alhambra, AB T0M 0C0
Aurora Community Hall	415058 Hwy 761, Carlos, AB T0M 1H0
Bingley Community Centre	403039 Rge Rd 6-1, Bingley, AB T0M 0M0
Buster Creek / Crimson Community Association	AB-756, Alhambra, AB T4T 0A3
Butte Community Hall Association	Township Rd 373, Stauffer, AB T0M 0M0
Caroline Hub Rec Centre Hall	5103 48 Ave, Caroline, AB T0M 0M0
Condor Community Hall Association	644 2 St W, Condor, AB T0M 0P0
Crammond Community Hall Association	Township Rd 354 at Hwy 22 Clearwater County, AB T0M 0M0
Dovercourt Hall	Clearwater County, AB T0M 0M0

Everdell Community Hall	Range Rd 73, Alhambra, AB T0M 0C0
Evergreen Community Hall Association	Condor, AB T0M 0P0
Ferrier Community Hall	24 Ferrier Road Rocky Mountain House, AB T4T 2A4
Frisco Community Hall	6100 Cowboy Trail Alder Flats, AB T0C 0A0
Gimlet Community Hall Association	Clearwater County, AB T0C 0J0
Gwendale Community Hall Association	Township Rd 354, Innisfail, AB T4G 1T6
Hardindell Community Association	AB-752 Rocky Mountain House, AB T4T 0C0
Leslieville Community Hall Association	210 2 Ave, Leslieville, AB T0M 1H0
<b>Sports Facilities</b>	
Rocky Regional Recreation Centre	5332 50 Street Rocky Mountain House, AB T4T 1G7
Kurt Browning Arena	5103 48 Ave, Caroline, AB T0M 0M0
<b>Parks and Trails</b>	
Taunton/Fortner Trestle Bridge Hike	Saunders Alexo Rd, Saunders, AB T0M
Crimson Lake Provincial Park	Clearwater County
Rocky Mountain House National Historic Site	Just outside Rocky Mountain House Parks Canada
Brazeau Collieries Mine National Historic Site	Nordegg, Clearwater County
Ram Falls Provincial Campground	Clearwater County, Alberta Parks
Crescent Falls Provincial Campground	Clearwater County, Alberta Parks

Siffleur Falls Trail Head

Clearwater County, Alberta Parks

Abraham Lake area

Clearwater County, many trails for hikers, horseback and OHV users, and many random camping sites

Nordegg Rail trail

Nordegg, Clearwater County

Source: Clearwater County

## Events and Tourism

David Thompson Country Regional Tourism is a partnership consisting of Clearwater County, the Town of Rocky Mountain House, the Village of Caroline, and the Chambers of Commerce in Caroline, Rocky Mountain House and Nordegg. This partnership is focused on promoting growth through the local tourism industry.



**DAVID  
THOMPSON  
COUNTRY**  
CHALLENGE YOUR  
INNER EXPLORER

Nordegg, a part of Clearwater County, exists today mostly because of its tourism assets. The Nordegg Visitor Information Centre is run by Clearwater County and is located in the Nordegg Discovery Centre. The Nordegg Discovery Centre is housed in the town's old yellow school on the main street. It is also home to the Nordegg Museum, Miners Cafe and Coliseum Gift Shop. Tours of the Brazeau Collieries National Historic Site can be booked at the Visitor Information Desk.

**For more information please call: (403) 721-2625**

**Hours: 9:00 am to 5:00 pm, May long weekend to the September long weekend.**

### **Hundreds of Attractions in the Area!**

Hiking, Swimming, Fishing, Off-Road Vehicles, Mountain biking, Paddling, Boat and Canoe Rentals, Agricultural Tours, Mountain Climbing, Geocaching, Golfing, Museums, Historic sites, Retail Outlets, and so much more!

See all attractions here: <https://davidthompsoncountry.ca/attractions/>  
<http://www.clearwatercounty.ca/p/activities>

### **More than 45 Campsites to Explore!**

See Camping:

<http://www.clearwatercounty.ca/p/campgrounds>

### **Other accommodations:**

Include Bed & Breakfast, RV Parks, Guest Ranch & Farm Stays, Hostel, Hotel, Motel & Inn, Lodges & Cabins. See the following links for more information:

<http://www.clearwatercounty.ca/p/accommodations> and  
[https://davidthompsoncountry.ca/listings\\_category/accommodation/](https://davidthompsoncountry.ca/listings_category/accommodation/)

## Local Institutions

Table 36 outlines financial institutions local to the County while Table 37 outlines real estate institutions.

**Table 36: Financial Institutions Servicing Clearwater County**

Name	Address	Contact
CIBC	5003 50 St NW, Rocky Mountain House, Clearwater County, AB	403-845-3357 <a href="http://www.CIBC.com">www.CIBC.com</a>
ATB Financial	4515 52 Ave, Rocky Mountain House, AB T4T 1A6	403-845-2811 <a href="http://www.atb.com">www.atb.com</a>
	5039 50 Ave, Caroline, AB T0M 0M0	403-302-5700 <a href="http://www.atb.com">www.atb.com</a>
Scotiabank	5038 49 St, Rocky Mountain House, AB T4T 1C1	403-845-3331 <a href="http://www.scotiabank.com">www.scotiabank.com</a>
Assante Financial Management Ltd.	5204 49 Street, Rocky Mountain House, AB T4T 1G7	403-845-2822 <a href="http://www.assante.com">www.assante.com</a>
Rocky Credit Union	5035 49 St, Rocky Mountain House, AB T4T 1C1	403-845-2861 <a href="https://www.rockycreditunion.com/">https://www.rockycreditunion.com/</a>
Investors Group Financial Services	4616 47 Ave, Rocky Mountain House, AB T4T 1C8	403-845-7188 <a href="http://www.investorsgroup.com">www.investorsgroup.com</a>

Source: Clearwater County

**Table 37: Real Estate Offices Servicing Clearwater County**

Name	Address	Contact
RE/MAX Real Estate Central Alberta (RMH)	4624 47 St, Rocky Mountain House, AB T4T 1C8	403-844-3030
Andersons Home & Rental Property	4515 62 St, Rocky Mountain House, AB T4T 1G1	
Allan Furlotte Coldwell Banker Ontrack	4424 46 St, Rocky Mountain House, AB T4T 1C7	403-844-3856
Clearwater Realty, Ltd	4817 50 St, Rocky Mountain House, AB T4T 1C2	403-871-3333
Century 21 Westcountry Realty Ltd.	4915 50 St, Rocky Mountain House, AB T4T 1C2	403-845-7772

Source: Clearwater County





## Appendix A – General Wages by Occupation

Table 38 provides a sampling of local wage rates of the highest paying occupations (by average wage) for the closest and most representative region available (Banff-Jasper-Rocky Mountain House, Alberta). For more wage rates please visit [Canada Job Bank](https://www.canada.ca/en/employment-development/11322/canada-job-bank.html).

**Table 38: General Wages (Banff-Jasper-Rocky Mountain House, Alberta) by Occupation**

Category	Low Wage (\$/hr)	Average Wage (\$/hr)	High Wage (\$/hr)
Engineering managers (20010)	\$34.93	\$70.31	\$138.80
Corporate sales managers (60010)	\$36.06	\$60.00	\$94.04
Chemical engineers (21320)	\$37.50	\$57.69	\$96.15
Supervisors, petroleum, gas and chemical processing and utilities (92011)	\$37.62	\$57.23	\$88.21
Human resources managers (10011)	\$34.19	\$56.25	\$93.75
Industrial instrument technicians and mechanics (22312)	\$27.27	\$55.00	\$63.00
Managers in health care (30010)	\$28.85	\$52.88	\$71.89
Mechanical engineers (21301)	\$30.00	\$52.78	\$72.00
Banking, credit and other investment managers (10021)	\$34.87	\$52.40	\$86.06
Business development officers and market researchers and analysts (41402)	\$30.00	\$51.92	\$72.37
School principals and administrators of elementary and secondary education (40021)	\$27.00	\$51.28	\$63.94

# 2025 Community Profile

Pharmacists (31120)	\$25.00	\$50.50	\$62.99
Engineering inspectors and regulatory officers (22231)	\$27.40	\$50.48	\$74.04
Manufacturing managers (90010)	\$31.25	\$49.52	\$77.40
Information systems specialists (21222)	\$28.85	\$48.34	\$72.12
Construction managers (70010)	\$33.65	\$48.08	\$87.50
Managers in transportation (70020)	\$32.00	\$48.08	\$72.12
Respiratory therapists, clinical perfusionists and cardiopulmonary technologists (32103)	\$38.00	\$48.00	\$53.00
Electrical and electronics engineers (21310)	\$28.85	\$47.26	\$74.52
Contractors and supervisors, machining, metal forming, shaping and erecting trades and related occupations (72010)	\$27.00	\$47.00	\$60.20
Secondary school teachers (41220)	\$32.05	\$46.15	\$55.49
Contractors and supervisors, oil and gas drilling and services (82021)	\$28.00	\$46.15	\$62.50
Contractors and supervisors, pipefitting trades (72012)	\$29.00	\$46.10	\$58.29
Software developers and programmers (21232)	\$30.00	\$45.88	\$67.14
Registered nurses and registered psychiatric nurses (31301)	\$30.52	\$45.00	\$53.00
Medical radiation technologists (32121)	\$35.00	\$44.75	\$51.79
Contractors and supervisors, mechanic trades (72020)	\$26.00	\$44.63	\$64.00
Industrial electricians (72201)	\$32.00	\$44.50	\$65.00
Public and environmental health and safety professionals (21120)	\$23.00	\$44.42	\$72.00
Police officers (except commissioned) (42100)	\$34.50	\$44.31	\$54.87
Facility operation and maintenance managers (70012)	\$27.00	\$43.75	\$64.90
Occupational therapists (31203)	\$39.00	\$43.33	\$52.36

# 2025 Community Profile

Occupational health and safety specialists (22232)	\$24.00	\$42.86	\$64.00
Probation and parole officers (41311)	\$33.79	\$41.10	\$47.18
Construction estimators (22303)	\$28.85	\$40.87	\$69.71
Natural and applied science policy researchers, consultants and program officers (41400)	\$27.50	\$40.87	\$54.87
Heavy-duty equipment mechanics (72401)	\$35.00	\$40.50	\$55.00
Education policy researchers, consultants and program officers (41405)	\$23.08	\$40.00	\$52.89
Managers in customer and personal services (60040)	\$15.00	\$40.00	\$62.50
Sales and account representatives - wholesale trade (non-technical) (64101)	\$27.88	\$40.00	\$51.28
Contractors and supervisors, electrical trades and telecommunications occupations (72011)	\$29.33	\$40.00	\$56.00
Steamfitters, pipefitters and sprinkler system installers (72301)	\$26.00	\$40.00	\$48.00
Oil and gas well drillers, servicers, testers and related workers (83101)	\$17.17	\$40.00	\$59.38
Social policy researchers, consultants and program officers (41403)	\$26.00	\$39.97	\$60.00
College and other vocational instructors (41210)	\$23.50	\$39.96	\$55.00
Human resources professionals (11200)	\$23.08	\$39.90	\$59.20
Financial auditors and accountants (11100)	\$26.00	\$39.50	\$66.35
Elementary school and kindergarten teachers (41221)	\$24.53	\$39.47	\$51.10
Procurement and purchasing agents and officers (12102)	\$25.00	\$39.41	\$69.71
Social workers (41300)	\$23.56	\$39.39	\$51.24
Construction millwrights and industrial mechanics (72400)	\$24.50	\$39.21	\$62.50
Insulators (72321)	\$25.96	\$39.00	\$46.18
Managers in social, community and correctional services (40030)	\$25.00	\$38.65	\$57.69

Contractors and supervisors, carpentry trades (72013)	\$25.00	\$38.64	\$53.00
Oil and gas well drilling and related workers and services operators (84101)	\$29.16	\$38.50	\$45.50
Computer network and web technicians (22220)	\$20.92	\$38.46	\$52.20
Therapists in counselling and related specialized therapies (41301)	\$22.45	\$38.00	\$54.00
Telecommunications equipment installation and cable television service technicians (72205)	\$25.00	\$38.00	\$43.96
Financial advisors (11102)	\$26.37	\$37.50	\$72.12
Mechanical engineering technologists and technicians (22301)	\$18.03	\$37.32	\$46.15
Sheriffs and bailiffs (43200)	\$18.75	\$37.29	\$43.02
Correctional service officers (43201)	\$27.00	\$36.30	\$50.00
Non-destructive testers and inspectors (22230)	\$21.13	\$36.00	\$52.71
Heating, refrigeration and air conditioning mechanics (72402)	\$22.00	\$36.00	\$52.00
Automotive service technicians, truck and bus mechanics and mechanical repairers (72410)	\$23.08	\$36.00	\$42.00
Retail and wholesale trade managers (60020)	\$24.04	\$35.38	\$57.69
Insurance agents and brokers (63100)	\$23.08	\$35.38	\$48.08
Paramedical occupations (32102)	\$27.00	\$35.00	\$49.52
Welders and related machine operators (72106)	\$21.63	\$35.00	\$46.03
Agricultural and fish products inspectors (22111)	N/A	\$34.21	N/A
Executive assistants (12100)	\$23.21	\$33.65	\$41.52
Electrical and electronics engineering technologists and technicians (22310)	\$26.44	\$33.65	\$56.00
Financial sales representatives (63102)	\$19.23	\$32.50	\$56.41
User support technicians (22221)	\$20.00	\$32.21	\$47.18

# 2025 Community Profile

Carpenters (72310)	\$21.00	\$32.00	\$41.47
Professional occupations in advertising, marketing and public relations (11202)	\$20.00	\$31.25	\$51.79
Legal administrative assistants (13111)	\$18.75	\$31.15	\$42.50
Heavy equipment operators (73400)	\$23.00	\$31.00	\$39.16
Oil and gas drilling, servicing and related labourers (85111)	\$23.00	\$31.00	\$39.00
Civil engineering technologists and technicians (22300)	\$19.78	\$30.05	\$45.67
Supervisors, general office and administrative support workers (12010)	\$18.36	\$30.00	\$43.27
Licensed practical nurses (32101)	\$26.00	\$30.00	\$36.00
Transport truck drivers (73300)	\$21.00	\$30.00	\$44.00
Contractors and supervisors, landscaping, grounds maintenance and horticulture services (82031)	\$21.00	\$29.81	\$50.00
Payroll administrators (13102)	\$18.46	\$29.78	\$42.10
Production and transportation logistics coordinators (13201)	\$22.42	\$29.03	\$57.69
Supervisors, supply chain, tracking and scheduling co-ordination occupations (12013)	\$19.00	\$29.00	\$51.00
Concrete finishers (73100)	\$22.50	\$29.00	\$34.00
Public works maintenance equipment operators and related workers (74205)	\$22.00	\$29.00	\$42.09
Medical administrative assistants (13112)	\$21.80	\$28.30	\$34.00
Accounting technicians and bookkeepers (12200)	\$19.23	\$28.21	\$48.46
Roofers and shinglers (73110)	\$20.00	\$28.00	\$36.00
Letter carriers (74101)	\$22.00	\$28.00	\$38.36
Storekeepers and partspersons (14401)	\$16.15	\$27.93	\$47.97
Accounting and related clerks (14200)	\$17.31	\$27.25	\$43.75

Dispatchers (14404)	\$20.00	\$27.00	\$46.00
Electronic service technicians (household and business equipment) (22311)	\$18.00	\$26.52	\$44.23
Religious leaders (41302)	\$18.00	\$26.25	\$34.62
Residential and commercial installers and servicers (73200)	\$20.00	\$26.25	\$43.21
Labourers in metal fabrication (95101)	\$19.00	\$25.80	\$34.50
Administrative assistants (13110)	\$15.00	\$25.24	\$30.00
Social and community service workers (42201)	\$18.95	\$25.05	\$49.73
General office support workers (14100)	\$18.00	\$25.00	\$36.67
Animal health technologists and veterinary technicians (32104)	\$19.00	\$25.00	\$35.71
Restaurant and food service managers (60030)	\$17.00	\$25.00	\$45.67
Painters and decorators (except interior decorators) (73112)	\$19.00	\$25.00	\$32.00
Managers in agriculture (80020)	\$20.00	\$25.00	\$90.87
Other technical occupations in therapy and assessment (32109)	\$17.00	\$24.71	\$30.00
Administrative officers (13100)	\$15.00	\$24.62	\$37.00
Pharmacy technical assistants and pharmacy assistants (33103)	\$16.41	\$24.56	\$31.78
Elementary and secondary school teacher assistants (43100)	\$17.68	\$24.00	\$25.00
General building maintenance workers and building superintendents (73201)	\$16.15	\$24.00	\$34.00
Construction trades helpers and labourers (75110)	\$19.00	\$24.00	\$35.00
Industrial painters, coaters and metal finishing process operators (94213)	\$18.50	\$23.25	\$35.00
Data entry clerks (14111)	\$15.00	\$23.00	\$32.50
Industrial butchers and meat cutters, poultry preparers and related workers (94141)	\$15.00	\$22.60	\$26.00

# 2025 Community Profile



clearwatercounty.ca | @ClearwaterCnty

Receptionists (14101)	\$17.00	\$22.00	\$27.50
Landscape and horticulture technicians and specialists (22114)	\$17.00	\$22.00	\$28.20
Nurse aides, orderlies and patient service associates (33102)	\$18.00	\$22.00	\$26.15
Other customer and information services representatives (64409)	\$15.50	\$22.00	\$33.33
Other repairers and servicers (73209)	\$16.50	\$22.00	\$42.00
Material handlers (75101)	\$16.00	\$22.00	\$31.73
Specialized livestock workers and farm machinery operators (84120)	\$15.00	\$22.00	\$32.00
Couriers and messengers (74102)	\$15.00	\$21.49	\$44.64
Shippers and receivers (14400)	\$19.50	\$21.35	\$28.00
Chefs (62200)	\$15.00	\$21.00	\$28.00
Bus drivers, subway operators and other transit operators (73301)	\$16.65	\$20.86	\$35.00
Other assisting occupations in support of health services (33109)	\$17.50	\$20.77	\$26.00
Home support workers, caregivers and related occupations (44101)	\$17.13	\$20.00	\$25.00
Retail sales supervisors (62010)	\$16.25	\$20.00	\$41.20
Customer services representatives - financial institutions (64400)	\$18.00	\$20.00	\$28.08
Security guards and related security service occupations (64410)	\$15.00	\$20.00	\$36.06
Specialized cleaners (65311)	\$15.00	\$20.00	\$35.00
Janitors, caretakers and heavy-duty cleaners (65312)	\$15.00	\$20.00	\$24.00
Delivery service drivers and door-to-door distributors (75201)	\$15.00	\$20.00	\$33.00
Livestock labourers (85100)	\$15.00	\$20.00	\$30.00
Landscaping and grounds maintenance labourers (85121)	\$16.00	\$20.00	\$26.49

Other labourers in processing, manufacturing and utilities (95109)	\$17.00	\$20.00	\$26.00
Labourers in food and beverage processing (95106)	\$15.45	\$19.95	\$23.50
Program leaders and instructors in recreation, sport and fitness (54100)	\$15.50	\$19.35	\$32.00
Bakers (63202)	\$15.00	\$18.50	\$25.00
Early childhood educators and assistants (42202)	\$15.69	\$18.00	\$24.99
Hairstylists and barbers (63210)	\$15.00	\$18.00	\$23.00
Light duty cleaners (65310)	\$15.00	\$18.00	\$22.00
Food service supervisors (62020)	\$16.80	\$17.50	\$32.00
Retail salespersons and visual merchandisers (64100)	\$15.00	\$17.50	\$38.46
Cooks (63200)	\$15.00	\$17.00	\$22.00
Hotel front desk clerks (64314)	\$16.00	\$17.00	\$20.00
Food and beverage servers (65200)	\$15.50	\$17.00	\$24.00
Pet groomers and animal care workers (65220)	\$15.00	\$17.00	\$32.50
Store shelf stockers, clerks and order fillers (65102)	\$15.00	\$16.00	\$17.55
Food counter attendants, kitchen helpers and related support occupations (65201)	\$15.00	\$15.50	\$20.50
Cashiers (65100)	\$15.00	\$15.00	\$16.00

Source: Produced by Human Resources and Skills Development Canada's Labour Market Information Service, Report generated on December 3, 2024.



## Appendix B – Provincial and Federal Incentives

### Provincial Programs

Table 39 presents available provincial funding opportunities for local businesses alongside web links.

**Table 39: Provincial Funding**

Provincial Program Opportunities	
Program	Website
Alberta Broadband Fund	<a href="https://alberta.ca/alberta-broadband-fund">alberta.ca/alberta-broadband-fund</a>
Alberta Community Resilience Program	<a href="https://alberta.ca/alberta-community-resilience-program">alberta.ca/alberta-community-resilience-program</a>
Alberta Export Expansion Program	<a href="https://alberta.ca/alberta-export-expansion-program">alberta.ca/alberta-export-expansion-program</a>
Coal Community Transition Fund	<a href="https://alberta.ca/coal-community-transition-fund">alberta.ca/coal-community-transition-fund</a>
Aboriginal Business Investment Fund	<a href="https://alberta.ca/aboriginal-business-investment-fund">alberta.ca/aboriginal-business-investment-fund</a>
Alberta Indigenous Opportunities Corporation	<a href="https://theaioc.com/what-we-offer/services/loan-guarantees/">theaioc.com/what-we-offer/services/loan-guarantees/</a>
First Nations Development Fund	<a href="https://alberta.ca/first-nations-development-fund-grant-program">alberta.ca/first-nations-development-fund-grant-program</a>
Indigenous Reconciliation Initiative	<a href="https://alberta.ca/indigenous-reconciliation-initiative-economic-stream">alberta.ca/indigenous-reconciliation-initiative-economic-stream</a>
Northern and Regional Economic Development Program	<a href="https://alberta.ca/northern-and-regional-economic-development-program">alberta.ca/northern-and-regional-economic-development-program</a>

Provincial Program Opportunities	
Program	Website
Small Community Opportunity Program	<a href="http://alberta.ca/small-community-opportunity-program">alberta.ca/small-community-opportunity-program</a>

## Federal Programs

Table 40 presents available capital funding opportunities for local businesses alongside web links.

**Table 40: Capital Funding**

Capital Funding Program Opportunities	
Program	Website
AgriCompetitiveness Program	<a href="http://agriculture.canada.ca/en/agricultural-programs-and-services/agricompetitiveness-program">agriculture.canada.ca/en/agricultural-programs-and-services/agricompetitiveness-program</a>
AgriScience Program - Projects	<a href="http://agriculture.canada.ca/en/agricultural-programs-and-services/agriscience-program-projects">agriculture.canada.ca/en/agricultural-programs-and-services/agriscience-program-projects</a>
Business Development Bank of Canada (BDC)	<a href="http://bdc.ca/en">bdc.ca/en</a>
Canada Small Business Financing Program - Industry Canada	<a href="http://ic.gc.ca/eic/site/csbfp-pfpec.nsf/eng/Home">ic.gc.ca/eic/site/csbfp-pfpec.nsf/eng/Home</a>
Aboriginal Entrepreneurship Program (AEP)	<a href="http://sac-isc.gc.ca/eng/1375201178602/1610797286236?utm_source=bbf-orae&amp;utm_medium=website&amp;utm_campaign=FTF&amp;utm_term=business_benefits_finder-outil_recherche_aide_aux_entreprises">sac-isc.gc.ca/eng/1375201178602/1610797286236?utm_source=bbf-orae&amp;utm_medium=website&amp;utm_campaign=FTF&amp;utm_term=business_benefits_finder-outil_recherche_aide_aux_entreprises</a>
Futurpreneur Canada	<a href="http://futurpreneur.ca/">futurpreneur.ca/</a>
Futurpreneur Canada Newcomer Program	<a href="http://futurpreneur.ca/en/get-started/financing-and-mentoring/newcomer/">futurpreneur.ca/en/get-started/financing-and-mentoring/newcomer/</a>

Capital Funding Program Opportunities	
Program	Website
OBIO® Capital Access Advisory Program (CAAP®)	<a href="https://obio.ca/obiocaap?utm_source=bbf-orae&amp;utm_medium=website&amp;utm_campaign=FTF&amp;utm_term=business_benefits_finder-outil_recherche_aide_aux_entreprises">obio.ca/obiocaap?utm_source=bbf-orae&amp;utm_medium=website&amp;utm_campaign=FTF&amp;utm_term=business_benefits_finder-outil_recherche_aide_aux_entreprises</a>
EDC Inclusive Trade Investments Program (ITIP)	<a href="https://edc.ca/en/solutions/financing/investments/inclusive-trade-investments-program.html?utm_source=canada-business-app&amp;utm_medium=partner-link&amp;utm_campaign=ac-core_content&amp;utm_content=link_isedbfitip_e">edc.ca/en/solutions/financing/investments/inclusive-trade-investments-program.html?utm_source=canada-business-app&amp;utm_medium=partner-link&amp;utm_campaign=ac-core_content&amp;utm_content=link_isedbfitip_e</a>
Capital Investment Program	<a href="https://venturelab.ca/programs/capital-investment-program?utm_source=bbf-orae&amp;utm_medium=website&amp;utm_campaign=FTF&amp;utm_term=business_benefits_finder-outil_recherche_aide_aux_entreprises">venturelab.ca/programs/capital-investment-program?utm_source=bbf-orae&amp;utm_medium=website&amp;utm_campaign=FTF&amp;utm_term=business_benefits_finder-outil_recherche_aide_aux_entreprises</a>
Farm Credit Canada	<a href="https://fcc-fac.ca/en/financing/agriculture/lines-of-credit#7qtemKh=0">fcc-fac.ca/en/financing/agriculture/lines-of-credit#7qtemKh=0</a>

Table 41 presents available private and public sector funding opportunities related to commercialization alongside web links.

**Table 41: Commercialization Funding**

Commercial Funding Program Opportunities	
Program	Website
AC JumpStart	<a href="https://acceleratorcentre.com/programs/ac-jumpstart/">acceleratorcentre.com/programs/ac-jumpstart/</a>
Canadian Technology Accelerators	<a href="https://tradecommissioner.gc.ca/cta-atc/index.aspx?lang=eng">tradecommissioner.gc.ca/cta-atc/index.aspx?lang=eng</a>

Commercial Funding Program Opportunities	
Program	Website
CDMN Soft Landing Program	<a href="https://canadastechnetwork.ca/program/soft-landing">canadastechnetwork.ca/program/soft-landing</a>

Table 42 presents available funding opportunities related to economic development and community infrastructure projects alongside web links.

**Table 42: EDO-Community Infrastructure**

EDO-Community Funding Program Opportunities	
Program	Website
Mitacs Municipal Support	<a href="https://innovation.mitacs.ca/en/municipality-support">innovation.mitacs.ca/en/municipality-support</a>
Canada Housing Infrastructure Fund	<a href="https://housing-infrastructure.canada.ca/housing-logement/chif-fcil/index-eng.html">housing-infrastructure.canada.ca/housing-logement/chif-fcil/index-eng.html</a>
Short-Term Rental Enforcement Fund	<a href="https://housing-infrastructure.canada.ca/housing-logement/stref-farlcd/index-eng.html">housing-infrastructure.canada.ca/housing-logement/stref-farlcd/index-eng.html</a>
National Housing Strategy Solutions Labs	<a href="https://cmhc-schl.gc.ca/professionals/project-funding-and-mortgage-financing/funding-programs/all-funding-programs/solution-labs">cmhc-schl.gc.ca/professionals/project-funding-and-mortgage-financing/funding-programs/all-funding-programs/solution-labs</a>
National Housing Strategy Demonstrations Initiative	<a href="https://cmhc-schl.gc.ca/professionals/project-funding-and-mortgage-financing/funding-programs/all-funding-programs/nhs-demonstrations-initiative?utm_medium=email&amp;utm_source=newsletter-cmhc-housing-updates&amp;utm_campaign=2024-08-demonstrations_initiative">cmhc-schl.gc.ca/professionals/project-funding-and-mortgage-financing/funding-programs/all-funding-programs/nhs-demonstrations-initiative?utm_medium=email&amp;utm_source=newsletter-cmhc-housing-updates&amp;utm_campaign=2024-08-demonstrations_initiative</a>
CMHC Affordable Housing Seed Funding	<a href="https://cmhc-schl.gc.ca/professionals/project-funding-and-mortgage-financing/funding-programs/all-funding-programs/seed-funding?utm_medium=email&amp;utm_source=email-">cmhc-schl.gc.ca/professionals/project-funding-and-mortgage-financing/funding-programs/all-funding-programs/seed-funding?utm_medium=email&amp;utm_source=email-</a>

EDO-Community Funding Program Opportunities	
Program	Website
	<a href="#">e-blast&amp;utm_campaign=2024-03-seed_funding_apply</a>
Canada Foundation for Innovation	<a href="http://innovation.ca/en/OurFunds">innovation.ca/en/OurFunds</a>
Legacy Fund	<a href="http://canada.ca/en/canadian-heritage/services/funding/building-communities/legacy-fund.html">canada.ca/en/canadian-heritage/services/funding/building-communities/legacy-fund.html</a>
Innovative Communities Fund	<a href="http://canada.ca/en/atlantic-canada-opportunities/services/innovative-communities-fund.html">canada.ca/en/atlantic-canada-opportunities/services/innovative-communities-fund.html</a>

Table 43 presents available government funding opportunities related to clean-tech, energy and environment programs alongside web links.

**Table 43: Clean-Tech, Energy and Environment**

Clean-Tech, Energy and Environment Funding Program Opportunities	
Program	Website
Charged for Change	<a href="http://aviva.ca/en/about-aviva/sustainability/charged-for-change/">aviva.ca/en/about-aviva/sustainability/charged-for-change/</a>
Green Municipal Fund	<a href="http://greenmunicipalfund.ca/new-funding">greenmunicipalfund.ca/new-funding</a>
Nature Smart Climate Solutions Fund- Emission Reductions	<a href="http://canada.ca/en/environment-climate-change/services/environmental-funding/programs/nature-smart-climate-solutions-fund.html">canada.ca/en/environment-climate-change/services/environmental-funding/programs/nature-smart-climate-solutions-fund.html</a>
Clean Water and Wastewater Fund (CWWF)	<a href="http://infrastructure.gc.ca/plan/cwwf-fepeu-eng.html">infrastructure.gc.ca/plan/cwwf-fepeu-eng.html</a>

Clean-Tech, Energy and Environment Funding Program Opportunities	
Program	Website
EcoAction	<a href="https://canada.ca/en/canada-water-agency/funding/ecoaction-community-program.html#toc11">canada.ca/en/canada-water-agency/funding/ecoaction-community-program.html#toc11</a>
Clean Fuels Fund 2.0 (Federal)	<a href="https://natural-resources.canada.ca/energy-sources/clean-fuels/clean-fuels-fund">natural-resources.canada.ca/energy-sources/clean-fuels/clean-fuels-fund</a>
Zero Emission Vehicle Infrastructure Program	<a href="https://nrcan.gc.ca/energy-efficiency/transportation-alternative-fuels/zero-emission-vehicle-infrastructure-program/21876">nrcan.gc.ca/energy-efficiency/transportation-alternative-fuels/zero-emission-vehicle-infrastructure-program/21876</a>
Community Tree Grants	<a href="https://treecanada.ca/">treecanada.ca/</a>
TD Friends of the Environment Foundation Grant	<a href="https://td.com/ca/en/about-td/ready-commitment/funding/fef-grant">td.com/ca/en/about-td/ready-commitment/funding/fef-grant</a>
Local Leadership for Climate Adaption (under GMF)	<a href="https://greenmunicipalfund.ca/local-leadership-climate-adaptation">greenmunicipalfund.ca/local-leadership-climate-adaptation</a>
Empowering Futures Program	<a href="https://electricityhr.ca/workplace-solutions/youth-employment-funding/empowering-futures/">electricityhr.ca/workplace-solutions/youth-employment-funding/empowering-futures/</a>
Growing Canada's Community Canopies	<a href="https://greenmunicipalfund.ca/trees">greenmunicipalfund.ca/trees</a>
Natural Asset Management Roadmap	<a href="https://intactpublicentities.ca/natural-asset-management-roadmap-program">intactpublicentities.ca/natural-asset-management-roadmap-program</a>
Green Freight Program	<a href="https://natural-resources.canada.ca/energy-efficiency/transportation-energy-efficiency/green-freight/green-freight-program#s3">natural-resources.canada.ca/energy-efficiency/transportation-energy-efficiency/green-freight/green-freight-program#s3</a>
SIF – Net Zero Accelerator	<a href="https://ic.gc.ca/eic/site/125.nsf/eng/00039.html">ic.gc.ca/eic/site/125.nsf/eng/00039.html</a>
Mitacs Municipal Support	<a href="https://innovation.mitacs.ca/en/municipality-support">innovation.mitacs.ca/en/municipality-support</a>
Farm Credit Canada Community Fund	<a href="https://fcc-fac.ca/en/community/apply-funding/community-funding">fcc-fac.ca/en/community/apply-funding/community-funding</a>

## Clean-Tech, Energy and Environment Funding Program Opportunities

Program	Website
Clean Energy for Rural and Remote Communities	<a href="https://natural-resources.canada.ca/funding-partnerships/clean-energy-rural-remote-communities-program">natural-resources.canada.ca/funding-partnerships/clean-energy-rural-remote-communities-program</a>
2Billion Trees	<a href="https://canada.ca/en/campaign/2-billion-trees/2-billion-trees-program.html">canada.ca/en/campaign/2-billion-trees/2-billion-trees-program.html</a>
Thriving Forests Program	<a href="https://cleanfoundation.ca/thriving-forests/">cleanfoundation.ca/thriving-forests/</a>
Canada Public Transit Fund, Targeted Funding: Zero Emission Transit Fund	<a href="https://housing-infrastructure.canada.ca/zero-emissions-trans-zero-emissions/index-eng.html">housing-infrastructure.canada.ca/zero-emissions-trans-zero-emissions/index-eng.html</a>
R. Howard Webster Foundation	<a href="https://rhowardwebsterfoundation.ca/grants/grant-application-procedures/">rhowardwebsterfoundation.ca/grants/grant-application-procedures/</a>
The McLean Foundation Grant	<a href="https://mcleanfoundation.ca/applications-2/">mcleanfoundation.ca/applications-2/</a>
McConnell Foundation Grants	<a href="https://mcconnellfoundation.ca/apply/for-applicants/">mcconnellfoundation.ca/apply/for-applicants/</a>
Local Food Infrastructure Fund	<a href="https://agriculture.canada.ca/en/programs/local-food-infrastructure-fund-large">agriculture.canada.ca/en/programs/local-food-infrastructure-fund-large</a>
Smart Renewables and Electrification Pathways Program	<a href="https://natural-resources.canada.ca/climate-change/sreps?utm_source=bbf-orae&amp;utm_medium=website&amp;utm_campaign=FTF&amp;utm_term=business_benefits_finder-outil_recherche_aide_aux_entreprises">natural-resources.canada.ca/climate-change/sreps?utm_source=bbf-orae&amp;utm_medium=website&amp;utm_campaign=FTF&amp;utm_term=business_benefits_finder-outil_recherche_aide_aux_entreprises</a>

Table 44 presents available government programs and funding opportunities related to creative industries alongside web links.

**Table 44: Creative Industries**

Creative Industries Funding Program Opportunities	
Program	Website
Canadian Media Fund	<a href="http://cmf-fmc.ca/our-programs/">cmf-fmc.ca/our-programs/</a>
Legacy Fund – Building Communities through Arts and Heritage	<a href="https://www.canada.ca/en/canadian-heritage/services/funding/building-communities/legacy-fund.html">https://www.canada.ca/en/canadian-heritage/services/funding/building-communities/legacy-fund.html</a>
FACTOR - Funding for the Music Industry	<a href="http://factor.ca/our-programs/our-programs-overview/">factor.ca/our-programs/our-programs-overview/</a>
Film or Video Production Services Tax Credit (PSTC)	<a href="http://canada.ca/en/canadian-heritage/services/funding/cavco-tax-credits/film-video-production-services.html">canada.ca/en/canadian-heritage/services/funding/cavco-tax-credits/film-video-production-services.html</a>
Museums Assistance Program	<a href="http://canada.ca/en/canadian-heritage/services/funding/museums-assistance.html">canada.ca/en/canadian-heritage/services/funding/museums-assistance.html</a>
Local Festivals – Building Communities Through Arts and Heritage	<a href="http://canada.ca/en/canadian-heritage/services/funding/building-communities/festivals.html">canada.ca/en/canadian-heritage/services/funding/building-communities/festivals.html</a>
Community Anniversaries – Building Communities through Arts and Heritage	<a href="http://canada.ca/en/canadian-heritage/services/funding/building-communities/anniversaries.html">canada.ca/en/canadian-heritage/services/funding/building-communities/anniversaries.html</a>
Professional Arts Festivals and Performing Arts Series Presenters – Canada Arts Presentation Fund	<a href="http://canada.ca/en/canadian-heritage/services/funding/arts-presentation-fund/programming-arts-festivals-series-presenters.html?">canada.ca/en/canadian-heritage/services/funding/arts-presentation-fund/programming-arts-festivals-series-presenters.html?</a>
Canada Music Fund	<a href="http://canada.ca/en/canadian-heritage/services/funding/music-fund.html">canada.ca/en/canadian-heritage/services/funding/music-fund.html</a>

Creative Industries Funding Program Opportunities	
Program	Website
Canada Periodical Fund	<a href="https://canada.ca/en/canadian-heritage/services/funding/periodical-fund.html">canada.ca/en/canadian-heritage/services/funding/periodical-fund.html</a>
Indigenous Languages Program	<a href="https://canada.ca/en/canadian-heritage/services/funding/aboriginal-peoples.html">canada.ca/en/canadian-heritage/services/funding/aboriginal-peoples.html</a>
Telefilm Canada	<a href="https://telefilm.ca/en/we-finance-and-support/our-programs">telefilm.ca/en/we-finance-and-support/our-programs</a>
Creative Export Canada	<a href="https://canada.ca/en/canadian-heritage/services/funding/creative-export-canada.html">canada.ca/en/canadian-heritage/services/funding/creative-export-canada.html</a>
Council of Canada for the Arts Grants	<a href="https://canadacouncil.ca/funding/grants">canadacouncil.ca/funding/grants</a>
Canada Cultural Spaces Fund (CCSF)	<a href="https://canada.ca/en/canadian-heritage/services/funding/cultural-spaces-fund/application-guidelines.html#a25">canada.ca/en/canadian-heritage/services/funding/cultural-spaces-fund/application-guidelines.html#a25</a>
Canada Periodical Fund	<a href="https://canada.ca/en/canadian-heritage/services/funding/periodical-fund/business-innovation.html">canada.ca/en/canadian-heritage/services/funding/periodical-fund/business-innovation.html</a>
Canada's Music Incubator Artist Entrepreneur	<a href="https://canadasmusicincubator.com/cmi-programs/artist-entrepreneur/">canadasmusicincubator.com/cmi-programs/artist-entrepreneur/</a>
Rogers Documentary Fund	<a href="https://rogersgroupoffunds.com/fund-my-project/documentary-fund/">rogersgroupoffunds.com/fund-my-project/documentary-fund/</a>

Table 45 presents available government programs and public/private-sector organizations related to exports alongside web links.

**Table 45: Exports**

Exports Program Opportunities	
Program	Website
Canadian Commercial Corporation (CCC)	<a href="http://ccc.ca/">ccc.ca/</a>
Export Development Canada	<a href="http://edc.ca/">edc.ca/</a>
Business Innovation and Growth Application Toolkit	<a href="http://ised-isde.canada.ca/site/strategic-innovation-fund/en/project-requirements/business-innovation-and-growth">ised-isde.canada.ca/site/strategic-innovation-fund/en/project-requirements/business-innovation-and-growth</a>
CanExport - Innovation	<a href="http://tradecommissioner.gc.ca/tcs-sdc/funding-financement/canexport/innovation/index.aspx?lang=eng">tradecommissioner.gc.ca/tcs-sdc/funding-financement/canexport/innovation/index.aspx?lang=eng</a>
CanExport - SMEs	<a href="http://tradecommissioner.gc.ca/funding-financement/canexport/sme-pme/index.aspx?lang=eng">tradecommissioner.gc.ca/funding-financement/canexport/sme-pme/index.aspx?lang=eng</a>

Table 46 presents available government programs and public/private-sector organizations related to human resources alongside web links.

**Table 46: Human Resources and Training**

Human Resources and Training Program Opportunities	
Program	Website
Canada Retraining and Opportunities Initiative	<a href="http://canada.ca/en/employment-social-development/services/funding/canada-retraining-and-opportunities-initiative.html">canada.ca/en/employment-social-development/services/funding/canada-retraining-and-opportunities-initiative.html</a>
Apprenticeship Job Creation Tax Credit	<a href="http://canada.ca/en/revenue-agency/services/tax/individuals/topics/about-your-">canada.ca/en/revenue-agency/services/tax/individuals/topics/about-your-</a>

Human Resources and Training Program Opportunities	
Program	Website
	<a href="https://www2.gov.bc.ca/gov2/tax/tax-return/tax-return/completing-a-tax-return/deductions-credits-expenses/line-41200-investment-tax-credit/apprenticeship-job-creation-tax-credit.html">tax-return/tax-return/completing-a-tax-return/deductions-credits-expenses/line-41200-investment-tax-credit/apprenticeship-job-creation-tax-credit.html</a>
Foreign Credential Recognition Program	<a href="https://canada.ca/en/employment-social-development/services/funding/foreign-credential-recognition.html">canada.ca/en/employment-social-development/services/funding/foreign-credential-recognition.html</a>
Young Canada Works	<a href="https://archivescanada.ca/young-canada-works/">archivescanada.ca/young-canada-works/</a>
Canada Summer Jobs	<a href="https://canada.ca/en/employment-social-development/services/funding/canada-summer-jobs.html">canada.ca/en/employment-social-development/services/funding/canada-summer-jobs.html</a>
Clean Foundation Workforce Development	<a href="https://cleanfoundation.ca/workforce-development/">cleanfoundation.ca/workforce-development/</a>
Canada Retraining and Opportunities Initiative	<a href="https://canada.ca/en/employment-social-development/services/funding/canada-retraining-and-opportunities-initiative.html">canada.ca/en/employment-social-development/services/funding/canada-retraining-and-opportunities-initiative.html</a>
Science Horizons Youth Internship Program	<a href="https://biotalent.ca/programs/science-horizons-youth-internship-program/">biotalent.ca/programs/science-horizons-youth-internship-program/</a>
Science and Technology Internship Programme	<a href="https://unac.org/cgc-stip">unac.org/cgc-stip</a>
Youth Employment and Skills Strategy Programs	<a href="https://canada.ca/en/employment-social-development/services/funding/youth-employment-strategy.html">canada.ca/en/employment-social-development/services/funding/youth-employment-strategy.html</a>
Mitacs Accelerate	<a href="https://mitacs.ca/our-programs/accelerate-fellowship-students-postdocs/">mitacs.ca/our-programs/accelerate-fellowship-students-postdocs/</a>
MITACS Elevate	<a href="https://mitacs.ca/our-programs/elevate-business/">mitacs.ca/our-programs/elevate-business/</a>

Human Resources and Training Program Opportunities	
Program	Website
Apprenticeship Incentive Grant	<a href="https://canada.ca/en/employment-social-development/services/funding/apprenticeship-incentive-overview.html">canada.ca/en/employment-social-development/services/funding/apprenticeship-incentive-overview.html</a>
Young Canada Works	<a href="https://young-canada-works.canada.ca/Account/Login?ReturnUrl=%2F">young-canada-works.canada.ca/Account/Login?ReturnUrl=%2F</a>
FCC Women Entrepreneur Program	<a href="https://fcc-fac.ca/en/financing/agriculture/women-entrepreneur-program">fcc-fac.ca/en/financing/agriculture/women-entrepreneur-program</a>
Women Entrepreneurship Loan Fund	<a href="https://ised-isde.canada.ca/site/women-entrepreneurship-strategy/en/women-entrepreneurship-loan-fund?utm_source=bbf-orae&amp;utm_medium=website&amp;utm_campaign=FTF&amp;utm_term=business_benefits_finder-outil_recherche_aide_aux_entreprises">ised-isde.canada.ca/site/women-entrepreneurship-strategy/en/women-entrepreneurship-loan-fund?utm_source=bbf-orae&amp;utm_medium=website&amp;utm_campaign=FTF&amp;utm_term=business_benefits_finder-outil_recherche_aide_aux_entreprises</a>
Opportunities Fund	<a href="https://biotalent.ca/programs/">biotalent.ca/programs/</a>
Career Ready Program ITAC Wage Subsidy	<a href="https://technationcanada.ca/en/future-workforce-development/career-ready-program/">technationcanada.ca/en/future-workforce-development/career-ready-program/</a>

Table 47 presents available government programs and public/private-sector organizations related to innovation alongside web links.

**Table 47: Innovation**

Innovation Program Opportunities	
Program	Website
Indigenous Business Development	<a href="https://canada.ca/en/indigenous-services-canada.html">canada.ca/en/indigenous-services-canada.html</a>
Connect to Innovate	<a href="https://ised-isde.canada.ca/site/connect-to-innovate/en">ised-isde.canada.ca/site/connect-to-innovate/en</a>

Innovation Program Opportunities	
Program	Website
Creative Export Canada	<a href="https://canada.ca/en/canadian-heritage/services/funding/creative-export-canada.html">canada.ca/en/canadian-heritage/services/funding/creative-export-canada.html</a>
Genome Canada	<a href="https://genomecanada.ca/">genomecanada.ca/</a>
Impact Canada Challenge Hub	<a href="https://impact.canada.ca/en">impact.canada.ca/en</a>
National Science and Engineering Council of Canada	<a href="https://nserc-crsng.gc.ca/Professors-Professeurs/Grants-Subs/Explore-Explorer_eng.asp">nserc-crsng.gc.ca/Professors-Professeurs/Grants-Subs/Explore-Explorer_eng.asp</a>
Next Generation Manufacturing Program	<a href="https://ngen.ca/">ngen.ca/</a>
Strategic Innovation Fund (SIF)	<a href="https://ic.gc.ca/eic/site/125.nsf/eng/home">ic.gc.ca/eic/site/125.nsf/eng/home</a>
Bioenterprise	<a href="https://bioenterprise.ca/">bioenterprise.ca/</a>
Innovation for Defence and Security (IDEaS)	<a href="https://canada.ca/en/department-national-defence/programs/defence-ideas.html">canada.ca/en/department-national-defence/programs/defence-ideas.html</a>
AI-Powered Supply Chains Supercluster (SCALE.AI)	<a href="https://scaleai.ca/projects/">scaleai.ca/projects/</a>
Innovative Solutions Canada	<a href="https://ic.gc.ca/eic/site/101.nsf/eng/home">ic.gc.ca/eic/site/101.nsf/eng/home</a>
Voice Technology Accelerator Program	<a href="https://acceleratorcentre.com/programs/alexavoice-tech-accelerator-program">acceleratorcentre.com/programs/alexavoice-tech-accelerator-program</a>
Idea to Innovation Grants	<a href="https://nserc-crsng.gc.ca/Professors-Professeurs/RPP-PP/I2I-INNOV_eng.asp">nserc-crsng.gc.ca/Professors-Professeurs/RPP-PP/I2I-INNOV_eng.asp</a>



# About the Data

Please note that every effort has been made to use the most current data available. The major sources of information for this document are:

- The 2006, 2011, 2016 and 2021 Census from Statistics Canada.
- Manifold SuperDemographics data is from 2025 Manifold Data Mining Inc.

The most recent Census was conducted in May 2021. SuperDemographics 2025 is the most up to date estimation of population characteristics, based on mathematical models that draw from various data sources.

## **Manifold Projection Method:**

Manifold estimates demographic data annually, including population projections for 5 and 10 years in the future. Manifold data sources include Statistics Canada, Health Canada, real estate boards/companies, Canadian Bankers Association, Bank of Canada, Canada Post Corporation, consumer and business directories books, flyer distribution association, regional health ministries, Citizenship and Immigration Canada, regional school boards, proprietary survey and research, and publications of hospitals, CM HC, BBM and partners.



# CLEARWATER COUNTY

## **Economic Development Department**

Clearwater County

4340 - 47 Avenue, Box 550

Rocky Mountain House, Alberta, T4T 1A4

**P:** 403.845.4444

[ecdev@clearwatercounty.ca](mailto:ecdev@clearwatercounty.ca)

[clearwatercounty.ca/](http://clearwatercounty.ca/)